

MONTHLY REPORT OF DISBURSEMENTS
For the month of December 2024


Department : Department of Agriculture (DA)
 Agency/Entity : Philippine Carabao Center
 Operating Unit : < not applicable >
 Organization Code (IACS) : 05 010 0000000
 Fund Cluster : 02 - Foreign Assisted Projects Fund
 (e.g. IACS Fund Cluster: 01-Regular Agency Fund, 02-Foreign Assisted Projects Fund, 03-Special Account-Locally Funded/Domestic Grants Fund, etc.)


Particulars	Current Year Budget					Prior Year's Budget										Trust Liabilities					Grand Total					Remarks		
	PS	MOOE	FinEx	CO	TOTAL	Prior Year's Accounts Payable					Current Year's Accounts Payable					TOTAL	SUB-TOTAL	PS	MOOE	CO	TOTAL	PS	MOOE	FinEx	CO		TOTAL	
						PS	MOOE	FinEx	CO	Sub-Total	PS	MOOE	FinEx	CO	Sub-Total													
1	2	3	4	5	6=(2+3+4+5)	7	8	9	10	11=(7+8+9+10)	12	13	14	15	16=	17=(11+16)	18=(6+17)	19	20	21	22=(19+20+21)	23	24	25	26	27=(23+24+25+26)	28	
CASH DISBURSEMENTS	0.00	0.00	0.00	0.00	0.00	0.00	383,369.20	0.00	32,213,142.86	32,596,512.06	0.00	2,125,842.34	0.00	0.00	0.00	2,125,842.34	34,722,354.40	34,722,354.40	0.00	0.00	0.00	0.00	0.00	2,509,211.54	0.00	32,213,142.86	34,722,354.40	
Notice of Cash Allocation (NCA)	0.00	0.00	0.00	0.00	0.00	0.00	383,369.20	0.00	32,213,142.86	32,596,512.06	0.00	2,125,842.34	0.00	0.00	0.00	2,125,842.34	34,722,354.40	34,722,354.40	0.00	0.00	0.00	0.00	0.00	2,509,211.54	0.00	32,213,142.86	34,722,354.40	
MDS Checks Issued	0.00	0.00	0.00	0.00	0.00	0.00	0.00	0.00	0.00	0.00	0.00	1,365.00	0.00	0.00	0.00	1,365.00	1,365.00	1,365.00	0.00	0.00	0.00	0.00	0.00	1,365.00	0.00	0.00	1,365.00	
Advice to Debit Account	0.00	0.00	0.00	0.00	0.00	0.00	383,369.20	0.00	32,213,142.86	32,596,512.06	0.00	2,124,477.34	0.00	0.00	0.00	2,124,477.34	34,720,989.40	34,720,989.40	0.00	0.00	0.00	0.00	0.00	2,507,846.54	0.00	32,213,142.86	34,720,989.40	
Notice of Transfer Allocations (NTA)	0.00	0.00	0.00	0.00	0.00	0.00	0.00	0.00	0.00	0.00	0.00	0.00	0.00	0.00	0.00	0.00	0.00	0.00	0.00	0.00	0.00	0.00	0.00	0.00	0.00	0.00	0.00	
MDS Checks Issued	0.00	0.00	0.00	0.00	0.00	0.00	0.00	0.00	0.00	0.00	0.00	0.00	0.00	0.00	0.00	0.00	0.00	0.00	0.00	0.00	0.00	0.00	0.00	0.00	0.00	0.00	0.00	
Advice to Debit Account	0.00	0.00	0.00	0.00	0.00	0.00	0.00	0.00	0.00	0.00	0.00	0.00	0.00	0.00	0.00	0.00	0.00	0.00	0.00	0.00	0.00	0.00	0.00	0.00	0.00	0.00	0.00	
Working Fund for FAPs	0.00	0.00	0.00	0.00	0.00	0.00	0.00	0.00	0.00	0.00	0.00	0.00	0.00	0.00	0.00	0.00	0.00	0.00	0.00	0.00	0.00	0.00	0.00	0.00	0.00	0.00	0.00	
Cash Disbursement Ceiling (CDC)	0.00	0.00	0.00	0.00	0.00	0.00	0.00	0.00	0.00	0.00	0.00	0.00	0.00	0.00	0.00	0.00	0.00	0.00	0.00	0.00	0.00	0.00	0.00	0.00	0.00	0.00	0.00	
TOTAL CASH DISBURSEMENTS	0.00	0.00	0.00	0.00	0.00	0.00	383,369.20	0.00	32,213,142.86	32,596,512.06	0.00	2,125,842.34	0.00	0.00	0.00	2,125,842.34	34,722,354.40	34,722,354.40	0.00	0.00	0.00	0.00	0.00	2,509,211.54	0.00	32,213,142.86	34,722,354.40	
NON-CASH DISBURSEMENTS	0.00	0.00	0.00	0.00	0.00	0.00	67,029.20	0.00	0.00	67,029.20	0.00	9,300.02	0.00	0.00	0.00	9,300.02	76,329.22	76,329.22	0.00	0.00	0.00	0.00	0.00	76,329.22	0.00	0.00	76,329.22	
Tax Remittance Advices Issued (TRA)	0.00	0.00	0.00	0.00	0.00	0.00	0.00	0.00	0.00	0.00	0.00	9,300.02	0.00	0.00	0.00	9,300.02	9,300.02	9,300.02	0.00	0.00	0.00	0.00	0.00	9,300.02	0.00	0.00	9,300.02	
Non-Cash Availment Authority (NCAA)	0.00	0.00	0.00	0.00	0.00	0.00	0.00	0.00	0.00	0.00	0.00	0.00	0.00	0.00	0.00	0.00	0.00	0.00	0.00	0.00	0.00	0.00	0.00	0.00	0.00	0.00	0.00	
Disbursements effected through outright deductions from claims (please specify...)	0.00	0.00	0.00	0.00	0.00	0.00	67,029.20	0.00	0.00	67,029.20	0.00	0.00	0.00	0.00	0.00	67,029.20	67,029.20	67,029.20	0.00	0.00	0.00	0.00	0.00	67,029.20	0.00	0.00	67,029.20	
Overpayment of expenses(e.g. personnel benefits)	0.00	0.00	0.00	0.00	0.00	0.00	0.00	0.00	0.00	0.00	0.00	0.00	0.00	0.00	0.00	0.00	0.00	0.00	0.00	0.00	0.00	0.00	0.00	0.00	0.00	0.00	0.00	
Restitution for loss of government property	0.00	0.00	0.00	0.00	0.00	0.00	0.00	0.00	0.00	0.00	0.00	0.00	0.00	0.00	0.00	0.00	0.00	0.00	0.00	0.00	0.00	0.00	0.00	0.00	0.00	0.00	0.00	
Liquidated damages and similar claims	0.00	0.00	0.00	0.00	0.00	0.00	67,029.20	0.00	0.00	67,029.20	0.00	0.00	0.00	0.00	0.00	67,029.20	67,029.20	67,029.20	0.00	0.00	0.00	0.00	0.00	67,029.20	0.00	0.00	67,029.20	
Others(TEF, BTr, Documentary Stamp Tax, etc.)	0.00	0.00	0.00	0.00	0.00	0.00	0.00	0.00	0.00	0.00	0.00	0.00	0.00	0.00	0.00	0.00	0.00	0.00	0.00	0.00	0.00	0.00	0.00	0.00	0.00	0.00	0.00	
TOTAL NON-CASH DISBURSEMENTS	0.00	0.00	0.00	0.00	0.00	0.00	67,029.20	0.00	0.00	67,029.20	0.00	9,300.02	0.00	0.00	0.00	9,300.02	76,329.22	76,329.22	0.00	0.00	0.00	0.00	0.00	76,329.22	0.00	0.00	76,329.22	
GRAND TOTAL	0.00	0.00	0.00	0.00	0.00	0.00	450,398.40	0.00	32,213,142.86	32,663,541.26	0.00	2,135,142.36	0.00	0.00	2,135,142.36	34,798,683.62	34,798,683.62	0.00	0.00	0.00	0.00	0.00	2,585,540.76	0.00	32,213,142.86	34,798,683.62		


SUMMARY

Particulars	Previous Report	This Month	As at Date
(1)	(2)	(3)	(4)
Total Disbursement Authorities Received	94,776,173.24	8,009,300.02	102,785,473.26
NCA	94,149,850.00	8,000,000.00	102,149,850.00
NTA	0.00	0.00	0.00
Working Fund	0.00	0.00	0.00
TRA	626,323.24	9,300.02	635,623.26
CDC	0.00	0.00	0.00
NCAA	0.00	0.00	0.00
Less: Notice of Transfer of Allocations (NTA)* issued	0.00	0.00	0.00
Total Disbursement Authorities Available	94,776,173.24	8,009,300.02	102,785,473.26
Less:	0.00	0.00	0.00
Lapsed NCA	0.00	57,476,600.45	57,476,600.45
Disbursements	10,578,749.44	34,798,683.62	45,377,433.06
Less: Other Non-Cash Disbursements	1,531.05	67,029.20	68,560.25
Disbursements effected through outright deductions from claims	1,531.05	67,029.20	68,560.25
Overpayment of expenses(e.g. personnel benefits)	0.00	0.00	0.00
Restitution for loss of government property	0.00	0.00	0.00
Liquidated damages and similar claims	1,531.05	67,029.20	68,560.25
Others (e.g. TEF, BTr, Docs Stamp, etc.)	0.00	0.00	0.00
Add/Less: Adjustments (e.g. cancelled/staled checks)	0.00	0.00	0.00
Balance of Disbursement Authorities as at date	84,198,954.85	(84,198,954.85)	0.00
Total Disbursements Program	96,039,850.00	8,421,000.00	104,460,850.00
Less: *Actual Disbursements	10,578,749.44	2,135,142.36	12,713,891.80
(Over)/Under spending	85,461,100.56	6,285,857.64	91,746,958.20

Notes: * The use of NTA is discouraged
 Notes: ** Amounts should tally with the grand total disbursement (column 27).

Certified Correct:

CHERRY PEARL C. RIVERA
 Accountant III
 Date: January 10, 2025 10:36 PM

Recommending:

AIMEE T. FULGENCIO
 Chief, AFMD
 Date: January 10, 2025 10:38 PM

Approved By:

LIZA G. BATTAD
 Executive Director III
 Date: January 10, 2025 10:39 PM