




QUARTERLY REPORT OF REVENUE AND OTHER RECEIPTS  
As at the Quarter Ending June 30, 2024


Department : Department of Agriculture (DA)  
 Agency/Entity : Philippine Carabao Center  
 Operating Unit : < not applicable >  
 Organization Code (UACS) : 05 010 0000000  
 Fund Cluster : 06 - Business Related Funds

Classification/Sources of Revenue and Other Receipts	UACS CODE	REVENUE TARGET (Annual) per BESF	Actual Revenue and Other Receipts Collections					Cumulative Remittance/Deposits to Date			Variance		Remarks
			1st Quarter Ending March 31	2nd Quarter Ending June 30	3rd Quarter Ending September 30	4th Quarter Ending December 31	Total	Remittance to BTr	Deposited with AGDB	Total	Amount	%	
1	2	3	4	5	6	7	8=(4+5+6+7)	9	10	11=(9+10)	12=(8-3)	13=(12/3)	14
<b>Business Related Funds</b>		155,051,000.00	34,089,924.75	34,118,774.53	0.00	0.00	68,208,699.28	0.00	68,208,699.28	68,208,699.28	(86,842,300.72)	-56 %	
Revenue Collections		155,051,000.00	34,010,493.78	34,111,303.42	0.00	0.00	68,121,797.20	0.00	68,121,797.20	68,121,797.20	(86,929,202.80)	-56 %	
Cash Revenue		155,051,000.00	33,964,102.20	34,015,175.68	0.00	0.00	67,979,277.88	0.00	67,979,277.88	67,979,277.88	(87,071,722.12)	-56 %	
Non-Tax		155,051,000.00	33,964,102.20	34,015,175.68	0.00	0.00	67,979,277.88	0.00	67,979,277.88	67,979,277.88	(87,071,722.12)	-56 %	
Income from Hostels/Dormitories and other Like facilities	4020213000	2,892,000.00	362,340.00	1,210,771.36	0.00	0.00	1,573,111.36	0.00	1,573,111.36	1,573,111.36	(1,318,888.64)	-46 %	
Other Business Income	4020299099	152,159,000.00	33,601,762.20	32,804,404.32	0.00	0.00	66,406,166.52	0.00	66,406,166.52	66,406,166.52	(85,752,833.48)	-56 %	
Non-Cash Revenue		0.00	46,391.58	96,127.74	0.00	0.00	142,519.32	0.00	142,519.32	142,519.32	142,519.32	0 %	
Collections effected through outright deductions from claims		0.00	46,391.58	96,127.74	0.00	0.00	142,519.32	0.00	142,519.32	142,519.32	142,519.32	0 %	
Miscellaneous Income	4060999000	0.00	46,391.58	96,127.74	0.00	0.00	142,519.32	0.00	142,519.32	142,519.32	142,519.32	0 %	
Non-Revenue Collections/Other Receipts		0.00	79,430.97	7,471.11	0.00	0.00	86,902.08	0.00	86,902.08	86,902.08	86,902.08	0 %	
Cash Receipts		0.00	79,430.97	7,471.11	0.00	0.00	86,902.08	0.00	86,902.08	86,902.08	86,902.08	0 %	
Non-Tax		0.00	79,430.97	(76,619.89)	0.00	0.00	2,811.08	0.00	2,811.08	2,811.08	2,811.08	0 %	
Interest on NG Deposits	4020221001	0.00	0.00	2,811.08	0.00	0.00	2,811.08	0.00	2,811.08	2,811.08	2,811.08	0 %	
Miscellaneous Income	4060999000	0.00	79,430.97	(79,430.97)	0.00	0.00	0.00	0.00	0.00	0.00	0.00	0 %	
Others		0.00	0.00	84,091.00	0.00	0.00	84,091.00	0.00	84,091.00	84,091.00	84,091.00	0 %	
Petty Cash	1010102000	0.00	0.00	8,355.00	0.00	0.00	8,355.00	0.00	8,355.00	8,355.00	8,355.00	0 %	
Advances for Operation Expenses	1990101000	0.00	0.00	75,736.00	0.00	0.00	75,736.00	0.00	75,736.00	75,736.00	75,736.00	0 %	
<b>GRAND TOTAL</b>		155,051,000.00	34,089,924.75	34,118,774.53	0.00	0.00	68,208,699.28	0.00	68,208,699.28	68,208,699.28	(86,842,300.72)	-56 %	

Certified Correct:  
  
 JOSHUA G. VILLANUEVA  
 Budget Officer  
 Date: July 18, 2024 10:35 PM

Certified Correct:  
  
 CHERRY PEARL C. RIVERA  
 Accountant III  
 Date: July 18, 2024 10:35 PM

Recommending Approval By:  
  
 AIMEE T. FULGENCIO  
 Chief, AFMD  
 Date: July 18, 2024 10:44 PM

Approved By:  
  
 LIZA G. BATTAD  
 Executive Director  
 Date: July 18, 2024 10:44 PM