

STATEMENT OF APPROPRIATIONS, ALLOTMENTS, OBLIGATIONS, DISBURSEMENTS AND BALANCES (REVISED)
As at the Quarter Ending September 30, 2023

Department : Department of Agriculture (DA)
Agency/Entity : Philippine Carabao Center
Operating Unit : < not applicable >
Organization Code (UACS) : 05 010 0000000
Fund Cluster : 01 - Regular Agency Fund

X Current Year Appropriations
Supplemental Appropriations
Continuing Appropriations

Table with columns: Particulars, UACS CODE, Appropriations (Authorized, Adjusted), Allotments Received, Adjustments, Current Year Obligations (1st-4th Quarter, Total), Current Year Disbursements (1st-4th Quarter, Total), and Balances (Unreleased Appropriations, Unobligated Allotments, Unpaid Obligations).

This report was generated using the Unified Reporting System on November 7, 2023 2:40 PM, Status: SUBMITTED

Handwritten signatures and initials in blue ink.

STATEMENT OF APPROPRIATIONS, ALLOTMENTS, OBLIGATIONS, DISBURSEMENTS AND BALANCES (REVISED)
As at the Quarter Ending September 30, 2023


FAR No. 1


Department : Department of Agriculture (DA)
Agency/Entity : Philippine Carabao Center
Operating Unit : < not applicable >
Organization Code (UACS) : 05 010 000000
Fund Cluster : 01 - Regular Agency Fund


X Current Year Appropriations
Supplemental Appropriations
Continuing Appropriations

(e.g. UACS Fund Cluster: 01-Regular Agency Fund, 02-Foreign Assisted Projects Fund, 03-Special Account-Locally Funded/Domestic Grants Fund, and 04-Special Account-Foreign Assisted/Foreign Grants Fund)

Particulars	UACS CODE	Appropriations		Allotments		Current Year Obligations				Current Year Disbursements				Balances									
		Authorized Appropriations	Adjustments (Transfer To/From, Modifications/ Augmentations)	Adjusted Appropriations	Allotments Received	Adjustments (Reductions, Modifications/ Augmentations)	Transfer To	Transfer From	Adjusted Allotments	1st Quarter Ending March 31	2nd Quarter Ending June 30	3rd Quarter Ending September 30	4th Quarter Ending December 31	Total	1st Quarter Ending March 31	2nd Quarter Ending June 30	3rd Quarter Ending September 30	4th Quarter Ending December 31	Total	Unreleased Appropriations	Unobligated Allotments	Unpaid Obligations (15-20)/(23-24)	
		3	4	5	6	7	8	9	10	11	12	13	14	15	16	17	18	19	20	21	22	23	24
Person and Creativity Fund		0.00	1,717,041.00	1,717,041.00	0.00	1,717,041.00	0.00	0.00	1,717,041.00	1,289,727.21	427,312.88	0.00	0.00	1,717,040.09	1,289,727.21	427,312.88	0.00	0.00	1,717,040.09	0.00	0.91	0.00	0.00
Support to Foreign-Assisted Projects		0.00	1,717,041.00	1,717,041.00	0.00	1,717,041.00	0.00	0.00	1,717,041.00	1,289,727.21	427,312.88	0.00	0.00	1,717,040.09	1,289,727.21	427,312.88	0.00	0.00	1,717,040.09	0.00	0.91	0.00	0.00
MOOE		0.00	58,415,000.00	58,415,000.00	0.00	58,415,000.00	0.00	0.00	58,415,000.00	0.00	5,889,020.00	11,039,669.55	0.00	16,928,689.55	0.00	5,889,020.00	1,775,558.79	0.00	7,664,578.79	0.00	41,486,310.45	0.00	9,264,110.76
Sub-Total III, Special Purpose Fund		0.00	58,415,000.00	58,415,000.00	0.00	58,415,000.00	0.00	0.00	58,415,000.00	0.00	5,889,020.00	11,039,669.55	0.00	16,928,689.55	0.00	5,889,020.00	1,775,558.79	0.00	7,664,578.79	0.00	41,486,310.45	0.00	9,264,110.76
PS		0.00	64,653,835.00	64,653,835.00	0.00	64,653,835.00	0.00	0.00	64,653,835.00	1,289,727.21	10,758,592.61	11,039,669.55	0.00	23,087,989.37	1,289,727.21	10,758,592.61	1,775,558.79	0.00	13,823,873.61	0.00	41,565,845.63	0.00	9,264,115.78
MOOE		0.00	6,238,835.00	6,238,835.00	0.00	6,238,835.00	0.00	0.00	6,238,835.00	1,289,727.21	4,869,572.61	0.00	0.00	6,158,299.82	1,289,727.21	4,869,567.61	0.00	0.00	6,158,299.82	0.00	79,535.18	0.00	5.00
FinEx		0.00	0.00	0.00	0.00	0.00	0.00	0.00	0.00	0.00	5,889,020.00	11,039,669.55	0.00	16,928,689.55	0.00	5,889,020.00	1,775,558.79	0.00	7,664,578.79	0.00	41,486,310.45	0.00	9,264,110.76
IV, Reversion of the Unobligated Allotments charged against S.A. Nos. 11598 and 11484		0.00	0.00	0.00	0.00	0.00	0.00	0.00	0.00	0.00	0.00	0.00	0.00	0.00	0.00	0.00	0.00	0.00	0.00	0.00	0.00	0.00	0.00
GRAND TOTAL		1,206,717,000.00	64,653,835.00	1,271,370,835.00	1,206,717,000.00	64,653,835.00	0.00	0.00	1,271,370,835.00	164,509,304.23	600,379,269.44	289,470,634.15	0.00	1,054,359,207.82	94,084,250.23	825,240,264.67	233,802,334.21	0.00	953,126,849.11	0.00	217,011,627.18	0.00	101,232,358.71
PS		136,082,000.00	6,238,835.00	142,320,835.00	136,082,000.00	6,238,835.00	0.00	0.00	142,320,835.00	36,790,173.94	49,498,152.45	29,294,427.59	0.00	115,582,753.98	28,590,776.12	57,334,617.64	28,659,227.05	0.00	114,584,620.81	0.00	26,738,081.02	0.00	998,133.17
MOOE		545,753,000.00	58,415,000.00	604,168,000.00	545,753,000.00	58,415,000.00	0.00	0.00	604,168,000.00	127,719,130.29	201,050,841.99	164,853,843.86	0.00	493,623,816.14	65,483,474.11	230,575,367.03	145,983,559.89	0.00	442,052,401.03	0.00	110,544,183.86	0.00	51,571,415.11
CO		524,882,000.00	0.00	524,882,000.00	524,882,000.00	0.00	0.00	0.00	524,882,000.00	0.00	349,830,275.00	95,322,362.70	0.00	445,152,637.70	0.00	337,330,280.00	59,159,547.27	0.00	386,489,827.27	0.00	79,729,362.30	0.00	48,662,810.43
Recapitulation by: Agency Specific Budget		1,142,914,000.00	58,415,000.00	1,201,329,000.00	1,142,914,000.00	58,415,000.00	0.00	0.00	1,201,329,000.00	146,185,580.14	570,478,050.54	262,285,749.95	0.00	978,949,380.63	83,362,547.17	591,018,592.20	220,143,301.42	0.00	854,531,440.79	0.00	222,379,619.37	0.00	84,424,939.84
NATIONAL CARABAO DEVELOPMENT PROGRAM		1,142,914,000.00	58,415,000.00	1,201,329,000.00	1,142,914,000.00	58,415,000.00	0.00	0.00	1,201,329,000.00	146,185,580.14	570,478,050.54	262,285,749.95	0.00	978,949,380.63	83,362,547.17	591,018,592.20	220,143,301.42	0.00	854,531,440.79	0.00	222,379,619.37	0.00	84,424,939.84

Certified Correct:

AIMEE T. FULGENCIO
Budget Officer
Date: November 7, 2023 02:32 PM

Certified Correct:

CHERRY PEARL C. RIVERA
Accountant III
Date: November 7, 2023 02:32 PM

Recommending Approval By:

AIMEE T. FULGENCIO
OIC, Admin and Finance Division
Date: November 7, 2023 02:32 PM

Approved By:

ARO B. SALCES
Executive Director
Date: November 7, 2023 02:32 PM