

STATEMENT OF APPROVED BUDGET, UTILIZATIONS, DISBURSEMENTS AND BALANCES


(For Off-Budgetary Funds)


As at the Quarter Ending June 30, 2023


Department : Department of Agriculture (DA)  
 Agency/Entity : Philippine Carabao Center  
 Operating Unit : < not applicable >  
 Organization Code (UACS) : 05 010 0000000  
 Fund Cluster : 06 - Business Related Funds  
 (e.g. UACS Fund Cluster: 05-Internally Generated Funds and 06-Business Related Funds)


Particulars	UACS CODE	Approved Budget			Utilizations					Disbursements					Balances		
		Approved Budgeted Revenue	Adjustments (Reductions, Modifications/ Augmentations)	Adjusted Budgeted Revenue	1st Quarter Ending March 31	2nd Quarter Ending June 30	3rd Quarter Ending September 30	4th Quarter Ending December 31	Total	1st Quarter Ending March 31	2nd Quarter Ending June 30	3rd Quarter Ending September 30	4th Quarter Ending December 31	Total	Unutilized Budget	Unpaid Obligations (10-15)-(17+18)	
																Due and Demandable	Not Yet Due and Demandable
1	2	3	4	5=(3+4)	6	7	8	9	10=(6+7+8+9)	11	12	13	14	15=(11+12+13+14)	16=(5-10)	17	18
General Administration and Support	1000000000000000	12,481,057.34	976,780.81	13,457,838.15	3,342,179.10	2,011,127.00	0.00	0.00	5,353,306.10	999,978.70	2,362,973.14	0.00	0.00	3,362,951.84	8,104,532.05	0.00	1,990,354.26
General Management and Supervision	1000000100001000	12,481,057.34	976,780.81	13,457,838.15	3,342,179.10	2,011,127.00	0.00	0.00	5,353,306.10	999,978.70	2,362,973.14	0.00	0.00	3,362,951.84	8,104,532.05	0.00	1,990,354.26
MOOE		10,999,906.84	976,780.81	11,976,687.65	3,242,086.80	2,011,127.00	0.00	0.00	5,253,213.80	999,978.70	2,362,973.14	0.00	0.00	3,362,951.84	6,723,473.85	0.00	1,890,261.96
CO		1,481,150.50	0.00	1,481,150.50	100,092.30	0.00	0.00	0.00	100,092.30	0.00	0.00	0.00	0.00	0.00	1,381,058.20	0.00	100,092.30
Sub-Total, General Administration and Support		12,481,057.34	976,780.81	13,457,838.15	3,342,179.10	2,011,127.00	0.00	0.00	5,353,306.10	999,978.70	2,362,973.14	0.00	0.00	3,362,951.84	8,104,532.05	0.00	1,990,354.26
PS		0.00	0.00	0.00	0.00	0.00	0.00	0.00	0.00	0.00	0.00	0.00	0.00	0.00	0.00	0.00	0.00
MOOE		10,999,906.84	976,780.81	11,976,687.65	3,242,086.80	2,011,127.00	0.00	0.00	5,253,213.80	999,978.70	2,362,973.14	0.00	0.00	3,362,951.84	6,723,473.85	0.00	1,890,261.96
FinEx (If Applicable)		0.00	0.00	0.00	0.00	0.00	0.00	0.00	0.00	0.00	0.00	0.00	0.00	0.00	0.00	0.00	0.00
CO		1,481,150.50	0.00	1,481,150.50	100,092.30	0.00	0.00	0.00	100,092.30	0.00	0.00	0.00	0.00	0.00	0.00	0.00	0.00
Operations	3000000000000000	123,153,271.16	64,420,661.83	187,573,932.99	64,368,194.60	26,467,101.39	0.00	0.00	90,835,295.99	45,718,830.15	27,849,816.65	0.00	0.00	73,568,646.80	96,738,637.00	0.00	17,266,649.19
OO : Carabao-based enterprises enhanced	3100000000000000	123,153,271.16	64,420,661.83	187,573,932.99	64,368,194.60	26,467,101.39	0.00	0.00	90,835,295.99	45,718,830.15	27,849,816.65	0.00	0.00	73,568,646.80	96,738,637.00	0.00	17,266,649.19
NATIONAL CARABAO DEVELOPMENT PROGRAM	3101000000000000	123,153,271.16	64,420,661.83	187,573,932.99	64,368,194.60	26,467,101.39	0.00	0.00	90,835,295.99	45,718,830.15	27,849,816.65	0.00	0.00	73,568,646.80	96,738,637.00	0.00	17,266,649.19
Intensification of the National Upgrading Program	3101001000000000	63,439,195.49	31,889,078.33	95,328,273.82	48,175,919.99	11,875,729.96	0.00	0.00	60,051,649.95	38,816,107.30	9,932,453.04	0.00	0.00	48,748,560.34	35,276,623.87	0.00	11,303,089.61
MOOE		48,962,932.40	39,858,779.16	88,821,711.56	43,681,797.72	10,925,756.56	0.00	0.00	54,607,554.28	35,633,107.30	7,771,357.37	0.00	0.00	43,304,464.67	34,214,157.28	0.00	11,303,089.61
CO		14,476,263.09	(7,969,700.83)	6,506,562.26	4,494,122.27	949,973.40	0.00	0.00	5,444,095.67	3,283,000.00	2,161,095.67	0.00	0.00	5,444,095.67	1,062,466.59	0.00	0.00
Carabao-Based Enterprise Development	3101001000000000	59,714,075.67	32,631,683.50	92,245,659.17	16,192,274.61	14,591,371.43	0.00	0.00	30,783,646.04	6,902,722.85	17,917,363.61	0.00	0.00	24,820,086.46	61,462,013.13	0.00	17,266,649.19
MOOE		16,325,883.20	39,860,026.20	56,185,909.40	15,377,188.84	14,438,089.97	0.00	0.00	29,816,278.81	6,902,722.85	17,764,543.61	0.00	0.00	24,867,286.46	26,369,630.59	0.00	5,149,012.35
CO		43,388,192.47	(7,328,442.70)	36,059,749.77	815,085.77	152,281.46	0.00	0.00	967,367.23	0.00	152,820.00	0.00	0.00	152,820.00	35,092,382.54	0.00	814,547.23
Sub-Total, Operations		123,153,271.16	64,420,661.83	187,573,932.99	64,368,194.60	26,467,101.39	0.00	0.00	90,835,295.99	45,718,830.15	27,849,816.65	0.00	0.00	73,568,646.80	96,738,637.00	0.00	17,266,649.19
PS		0.00	0.00	0.00	0.00	0.00	0.00	0.00	0.00	0.00	0.00	0.00	0.00	0.00	0.00	0.00	0.00
MOOE		65,288,816.60	79,718,805.36	145,007,620.96	59,058,986.56	25,364,848.53	0.00	0.00	84,423,833.09	42,435,830.15	25,535,900.98	0.00	0.00	67,971,731.13	60,583,787.87	0.00	16,452,101.96
FinEx (If Applicable)		0.00	0.00	0.00	0.00	0.00	0.00	0.00	0.00	0.00	0.00	0.00	0.00	0.00	0.00	0.00	0.00
CO		57,864,455.56	(15,298,143.53)	42,566,312.03	5,309,208.04	1,102,254.86	0.00	0.00	6,411,462.90	3,283,000.00	2,313,916.67	0.00	0.00	5,596,915.67	36,154,849.13	0.00	814,547.23
GRAND TOTAL		135,634,328.50	65,397,442.64	201,031,771.14	67,710,373.70	28,478,228.39	0.00	0.00	96,188,602.09	46,718,808.85	30,212,789.79	0.00	0.00	76,931,598.64	104,843,169.05	0.00	19,257,003.45
PS		0.00	0.00	0.00	0.00	0.00	0.00	0.00	0.00	0.00	0.00	0.00	0.00	0.00	0.00	0.00	0.00
MOOE		78,288,722.44	80,695,586.17	156,984,308.61	62,301,073.36	27,375,973.53	0.00	0.00	89,677,046.89	43,435,808.85	27,898,874.12	0.00	0.00	71,334,682.97	67,307,261.72	0.00	18,342,363.92
FinEx (If Applicable)		0.00	0.00	0.00	0.00	0.00	0.00	0.00	0.00	0.00	0.00	0.00	0.00	0.00	0.00	0.00	0.00
CO		59,345,606.06	(15,298,143.53)	44,047,462.53	5,409,300.34	1,102,254.86	0.00	0.00	6,511,555.20	3,283,000.00	2,313,916.67	0.00	0.00	5,596,915.67	37,535,907.33	0.00	914,639.53

This report was generated using the Unified Reporting System on July 28, 2023 2:06 PM; Status : SUBMITTED

Certified Correct:  
  
**AIMEE T. FULGENCIO**  
 Budget Officer  
 Date: July 27, 2023 05:33 PM

Certified Correct:  
  
**CHERRY PEARL C. RIVERA**  
 Accountant III  
 Date: July 27, 2023 05:33 PM

Recommending Approval By:  
  
**AIMEE T. FULGENCIO**  
 OIC, Admin and Finance Division  
 Date: July 27, 2023 05:42 PM

Approved By:  
  
**CARLO B. SALCES**  
 OIC, Executive Director  
 Date: July 27, 2023 05:44 PM

This report was generated using the Unified Reporting System on July 28, 2023 2:06 PM; Status : SUBMITTED