

QUARTERLY REPORT OF REVENUE AND OTHER RECEIPTS
As at the Quarter Ending March 31, 2021

Department : Department of Agriculture (DA)
 Agency : Philippine Carabao Center
 Operating Unit : < not applicable >
 Organization Code (UACS) : 05 010 0000000
 Fund Cluster : 01 - Regular Agency Fund

Classification/Sources of Revenue and Other Receipts	UACS CODE	REVENUE TARGET (Annual) per BESF	Actual Revenue and Other Receipts Collections					Cumulative Remittance/Deposits to Date			Variance		Remarks
			1st Quarter Ending March 31	2nd Quarter Ending June 30	3rd Quarter Ending Sept. 30	4th Quarter Ending Dec. 31	Total	Remittance to BTr	Deposited with AGDB	TOTAL	Amount	%	
1	2	3	4	5	6	7	8={6+(-)7-8+9}	9	10	11=(9+10)	12=(8-3)	13=(12/3)	14
Regular Agency Fund		1,410,000.00	262,391.81	0.00	0.00	0.00	262,391.81	59,729.60	202,662.21	262,391.81	(1,147,608.19)	-81 %	
Revenue Collections		1,410,000.00	252,896.70	0.00	0.00	0.00	252,896.70	50,381.70	202,515.00	252,896.70	(1,157,103.30)	-82 %	
Cash Revenue		1,410,000.00	220,410.70	0.00	0.00	0.00	220,410.70	17,895.70	202,515.00	220,410.70	(1,189,589.30)	-84 %	
Non-Tax		1,410,000.00	220,410.70	0.00	0.00	0.00	220,410.70	17,895.70	202,515.00	220,410.70	(1,189,589.30)	-84 %	
Miscellaneous Income	4060999000	1,410,000.00	220,410.70	0.00	0.00	0.00	220,410.70	17,895.70	202,515.00	220,410.70	(1,189,589.30)	-84 %	
Non-Cash Revenue		0.00	32,486.00	0.00	0.00	0.00	32,486.00	32,486.00	0.00	32,486.00	32,486.00	0 %	
Collections effected through outright deductions from claims		0.00	32,486.00	0.00	0.00	0.00	32,486.00	32,486.00	0.00	32,486.00	32,486.00	0 %	
Miscellaneous Income	4060999000	0.00	32,486.00	0.00	0.00	0.00	32,486.00	32,486.00	0.00	32,486.00	32,486.00	0 %	
Non-Revenue Collections/Other Receipts		0.00	9,495.11	0.00	0.00	0.00	9,495.11	9,347.90	147.21	9,495.11	9,495.11	0 %	
Cash Receipts		0.00	9,495.11	0.00	0.00	0.00	9,495.11	9,347.90	147.21	9,495.11	9,495.11	0 %	
Non-Tax		0.00	147.21	0.00	0.00	0.00	147.21	0.00	147.21	147.21	147.21	0 %	
Interest on NG Deposits	4020221001	0.00	147.21	0.00	0.00	0.00	147.21	0.00	147.21	147.21	147.21	0 %	
Others		0.00	9,347.90	0.00	0.00	0.00	9,347.90	9,347.90	0.00	9,347.90	9,347.90	0 %	
Advances for Special Disbursing Officer	1990103000	0.00	9,347.90	0.00	0.00	0.00	9,347.90	9,347.90	0.00	9,347.90	9,347.90	0 %	
TOTAL		1,410,000.00	262,391.81	0.00	0.00	0.00	262,391.81	59,729.60	202,662.21	262,391.81	(1,147,608.19)	-81 %	

CHERRY PEARL C. BIVERA

Accountant III

Date: 2021-04-30 09:59:13

AIMEE T. FULGENCIO

OIC-Chief, Administrative and Financial Management Division

Date: 2021-04-30 09:59:51

RONNIE D. DOMINGO


OIC, Executive Director


Date: 2021-04-30 10:01:45


QUARTERLY REPORT OF REVENUE AND OTHER RECEIPTS
As at the Quarter Ending March 31, 2021

Department : Department of Agriculture (DA)
 Agency : Philippine Carabao Center
 Operating Unit : < not applicable >
 Organization Code (UACS) : 05 010 0000000
 Fund Cluster : 06 - Business Related Funds

Classification/Sources of Revenue and Other Receipts	UACS CODE	REVENUE TARGET (Annual) per BESF	Actual Revenue and Other Receipts Collections					Cumulative Remittance/Deposits to Date			Variance		Remarks
			1st Quarter Ending March 31	2nd Quarter Ending June 30	3rd Quarter Ending Sept. 30	4th Quarter Ending Dec. 31	Total	Remittance to BTr	Deposited with AGDB	TOTAL	Amount	%	
1	2	3	4	5	6	7	8={6+(-)7-8+9}	9	10	11=(9+10)	12=(8-3)	13=(12/3)	14
Business Related Funds		146,240,000.00	25,237,476.38	0.00	0.00	0.00	25,237,476.38	0.00	25,237,476.38	25,237,476.38	(121,002,523.62)	-83 %	
Revenue Collections		146,240,000.00	25,126,858.91	0.00	0.00	0.00	25,126,858.91	0.00	25,126,858.91	25,126,858.91	(121,113,141.09)	-83 %	
Cash Revenue		146,240,000.00	25,122,967.20	0.00	0.00	0.00	25,122,967.20	0.00	25,122,967.20	25,122,967.20	(121,117,032.80)	-83 %	
Non-Tax		146,240,000.00	25,122,967.20	0.00	0.00	0.00	25,122,967.20	0.00	25,122,967.20	25,122,967.20	(121,117,032.80)	-83 %	
Income from Hostels/Dormitories and other Like facilities	4020213000	7,459,000.00	628,236.00	0.00	0.00	0.00	628,236.00	0.00	628,236.00	628,236.00	(6,830,764.00)	-92 %	
Other Business Income	4020299099	138,781,000.00	24,494,731.20	0.00	0.00	0.00	24,494,731.20	0.00	24,494,731.20	24,494,731.20	(114,286,268.80)	-82 %	
Non-Cash Revenue		0.00	3,891.71	0.00	0.00	0.00	3,891.71	0.00	3,891.71	3,891.71	3,891.71	0 %	
Collections effected through outright deductions from claims		0.00	3,891.71	0.00	0.00	0.00	3,891.71	0.00	3,891.71	3,891.71	3,891.71	0 %	
Miscellaneous Income	4060999000	0.00	3,891.71	0.00	0.00	0.00	3,891.71	0.00	3,891.71	3,891.71	3,891.71	0 %	
Non-Revenue Collections/Other Receipts		0.00	110,617.47	0.00	0.00	0.00	110,617.47	0.00	110,617.47	110,617.47	110,617.47	0 %	
Cash Receipts		0.00	110,617.47	0.00	0.00	0.00	110,617.47	0.00	110,617.47	110,617.47	110,617.47	0 %	
Non-Tax		0.00	70,617.47	0.00	0.00	0.00	70,617.47	0.00	70,617.47	70,617.47	70,617.47	0 %	
Interest on NG Deposits	4020221001	0.00	3,922.76	0.00	0.00	0.00	3,922.76	0.00	3,922.76	3,922.76	3,922.76	0 %	
Miscellaneous Income	4060999000	0.00	66,694.71	0.00	0.00	0.00	66,694.71	0.00	66,694.71	66,694.71	66,694.71	0 %	
Others		0.00	40,000.00	0.00	0.00	0.00	40,000.00	0.00	40,000.00	40,000.00	40,000.00	0 %	
Advances for Special Disbursing Officer	1990103000	0.00	40,000.00	0.00	0.00	0.00	40,000.00	0.00	40,000.00	40,000.00	40,000.00	0 %	
TOTAL		146,240,000.00	25,237,476.38	0.00	0.00	0.00	25,237,476.38	0.00	25,237,476.38	25,237,476.38	(121,002,523.62)	-83 %	


 CHERRY PEARL C. RIVERA
 Accountant III
 Date: 2021-04-30 09:59:13


 AIMEE T. FULGENCIO
 OIC-Chief, Administrative and Financial Management Division
 Date: 2021-04-30 09:59:51


 RONNIE D. DOMINGO
 OIC, Executive Director
 Date: 2021-04-30 10:01:45