


**MONTHLY REPORT OF DISBURSEMENTS**  
For the month of December, 2018

Department: Department of Agriculture (DA)					Agency: Philippine Carabao Center										Operating Unit: N/A													
Organization Code (UACS): 050100000000					Fund Cluster: 01 - Regular Agency Fund										Report Status: SUBMITTED													
PARTICULARS	CURRENT YEAR BUDGET					PRIOR YEAR'S ACCOUNTS PAYABLE					CURRENT YEAR'S ACCOUNTS PAYABLE					SUB-TOTAL	TRUST LIABILITIES				GRAND TOTAL				REMARKS			
	PS	MOOE	Fin. Exp	CO	TOTAL	PS	MOOE	Fin. Exp	CO	Sub-Total	PS	MOOE	Fin. Exp	CO	Sub-Total		TOTAL	PS	MOOE	CO	TOTAL	PS	MOOE	Fin. Exp		CO	TOTAL	
1	2	3	4	5	6=(2+3+4+5)	7	8	9	10	11=(7+8+9+10)	12	13	14	15	16=(12+13+14+15)	17=(11+16)	18=(8+17)	19	20	21	22=(19+20+21)	23	24	25	26	27=(23+24+25+26)	28	
Notice of Cash Allocation (NCA)	9,876,159.92	16,251,450.03		2,658,794.98	28,786,404.93		(368,917.20)		(226,477.68)	(595,394.88)						(595,394.88)					9,876,159.92	15,882,532.33		2,432,317.30		28,191,010.05		
MDS Checks Issued	820,534.88	6,148,533.56			6,969,068.24											6,969,068.24					820,534.88	6,148,533.56				6,969,068.24		
Advice to Debit Account	9,055,625.24	10,102,916.47		2,658,794.98	21,817,336.69		(368,917.20)		(226,477.68)	(595,394.88)						(595,394.88)					9,055,625.24	9,733,999.27		2,432,317.30		21,221,941.81		
Notice of Transfer of Allocation (NTA)																												
MDS Checks Issued																												
Advice to Debit Account																												
Working Fund (NCA issued to BTR)				27,375.00	781,521.42			32,255.54								32,255.54						394,090.59	392,311.37		27,375.00		813,776.96	
Tax Remittance Advices Issued (TRA)	394,090.59	360,055.83																										
Cash Disbursement Ceiling (CDC)																												
Non-Cash Availment Authority (NCAA)																												
Others (CDT, BTR Docs Stamp, etc.)																												

**Summary**

PARTICULARS	PREVIOUS REPORT	CURRENT MONTH	AS OF DATE
(1)	(2)	(3)	(4)
Total Disbursement Authorities Received			
NCA	474,882,123.00	41,080.00	474,923,203.00
Working Fund			
TRA	8,263,077.74	813,776.98	9,086,854.70
CDC			
NCAA			
Others (CDT, BTR Docs Stamp, etc.)			
Less: Notice of Transfer Allocations (NTA) issued			
Total Disbursements Authorities Available	483,136,200.74	854,856.98	483,990,057.70
Less:			
Lapsed NCA	1,343.40	824.78	2,168.18
Disbursements	454,983,102.51	29,004,787.01	483,987,889.52
Balance of Disbursements Authorities as of date	28,150,754.83	(28,150,754.83)	
Total Disbursements Program	454,337,000.00	27,662,000.00	481,999,000.00
Less: Actual Disbursements	454,983,102.51	29,004,787.01	483,987,889.52
(Over)/Under spending-	(648,102.51)	(1,342,787.01)	(1,989,889.52)

Certified Correct:

  
RIVERA, CHERRY PEARL  
Agency Chief Accountant

Date: 15/Jan/2019

Approved By:

  
DEL BARRIO, ARNEL  
Head of Agency or Authorized Representative

Date: 15/Jan/2019



**MONTHLY REPORT OF DISBURSEMENTS**  
For the month of November, 2018

Department: Department of Agriculture (DA)					Agency: Philippine Carabao Center										Operating Unit: N/A											
Organization Code (UACS): 050100000000					Fund Cluster: 01 - Regular Agency Fund										Report Status: SUBMITTED											
PARTICULARS	CURRENT YEAR BUDGET					PRIOR YEAR'S ACCOUNTS PAYABLE										SUB-TOTAL	TRUST LIABILITIES				GRAND TOTAL				REMARKS	
	PS	MOOE	Fin. Exp	CO	TOTAL	PRIOR YEAR'S ACCOUNTS PAYABLE					CURRENT YEAR'S ACCOUNTS PAYABLE						PS	MOOE	CO	TOTAL	PS	MOOE	Fin. Exp	CO		TOTAL
						7	8	9	10	11	12	13	14	15	16											

**Summary**


PARTICULARS	PREVIOUS REPORT	CURRENT MONTH	AS OF DATE
(1)	(2)	(3)	(4)
Total Disbursement Authorities Received			
NCA	474,757,336.00	124,787.00	474,882,123.00
Working Fund			
TRA	7,624,257.55	628,820.19	8,253,077.74
CDC			
NCAA			
Others (CDT, BTr, Docs Stamp, etc.)			
Less: Notice of Transfer Allocations (NTA)* issued			
Total Disbursements Authorities Available	482,381,593.55	753,607.19	483,135,200.74
Less:			
Lapsed NCA	1,343.40		1,343.40
Disbursements	417,342,596.02	37,640,506.49	454,983,102.51
Balance of Disbursements Authorities as of to-date	65,037,654.13	(36,886,899.30)	28,150,754.83
Total Disbursements Program	417,419,000.00	36,918,000.00	454,337,000.00
Less: * Actual Disbursements	417,342,596.02	37,640,506.49	454,983,102.51
(Over)/Under spending	76,403.98	(722,506.49)	(646,102.51)

Certified Correct:

  
RIVERA, CHERRY PEARL  
Agency Chief Accountant

Date: 10/Dec/2018

Approved By:

  
DEMARRICO, ARNEL  
Head of Agency or Authorized Representative

Date: 10/Dec/2018




**MONTHLY REPORT OF DISBURSEMENTS**  
For the month of NOVEMBER, 2018


Department: Department of Agriculture  
Entity Name: Philippine Carabao Center  
Operating Unit:  
Organization Code (UACS): 05010000000  
Funding Source Code (as clustered): 01101101, 01104102 & 01101407

PARTICULARS	CURRENT YEAR BUDGET					PRIOR YEAR'S BUDGET											TRUST LIABILITIES				GRAND TOTAL					Remarks		
	PS	MOOE	Fin. Exp	CO	TOTAL	PRIOR YEAR'S ACCOUNTS PAYABLE					CURRENT YEAR'S ACCOUNTS PAYABLE						SUB-TOTAL	PS	MOOE	CO	TOTAL	PS	MOOE	Fin. Exp	CO		TOTAL	
						PS	MOOE	Fin. Exp	CO	Sub-Total	PS	MOOE	Fin. Exp	CO	Sub-Total	TOTAL												17=(11+16)
1	2	3	4	5	6=(2+3+4+5)	7	8	9	10	11=(7+8+9+10)	12	13	14	15	16=(12+13+14+15)	17	18	19	20	21	22	23	24	25	26	27	28	
<b>OCTOBER</b>																												
Notice of Cash Allocation	7,317,748.37	13,447,266.00	-	-	20,765,014.37	-	117,209.50	-	-	117,209.50	-	-	-	-	-	117,209.50	20,882,223.87	-	-	-	-	7,317,748.37	13,564,475.50	-	-	-	20,882,223.87	
MDS Checks Issued	819,911.83	3,133,145.64	-	-	3,953,057.47	-	-	-	-	-	-	-	-	-	-	-	3,953,057.47	-	-	-	-	819,911.83	3,133,145.64	-	-	-	3,953,057.47	
Advice to Debit Account	6,497,836.54	10,314,120.36	-	-	16,811,956.90	-	117,209.50	-	-	117,209.50	-	-	-	-	-	117,209.50	16,929,166.40	-	-	-	-	6,497,836.54	10,431,329.86	-	-	-	16,929,166.40	
Working Fund (NCA issued to BTr)	-	-	-	37,734.86	37,734.86	-	-	-	-	-	-	-	-	-	-	-	-	-	-	-	-	-	-	-	-	-	-	
Tax Remittance Advices Issued	278,333.25	557,746.86	-	-	836,080.11	-	15,701.67	-	712.00	16,413.67	-	-	-	-	-	16,413.67	890,228.64	-	-	-	-	278,333.25	573,448.53	-	-	-	890,228.64	
Cash Disbursement Ceiling	-	-	-	-	-	-	-	-	-	-	-	-	-	-	-	-	-	-	-	-	-	-	-	-	-	-	-	
Non-Cash Availment Authority	-	-	-	-	-	-	-	-	-	-	-	-	-	-	-	-	-	-	-	-	-	-	-	-	-	-	-	
Others (CDT, Does Stamp, etc.)	-	-	-	-	-	-	-	-	-	-	-	-	-	-	-	-	-	-	-	-	-	-	-	-	-	-	-	
<b>TOTAL</b>	<b>7,596,081.62</b>	<b>14,005,012.86</b>	<b>-</b>	<b>37,734.86</b>	<b>21,638,829.34</b>	<b>-</b>	<b>132,911.17</b>	<b>-</b>	<b>712.00</b>	<b>133,623.17</b>	<b>-</b>	<b>-</b>	<b>-</b>	<b>-</b>	<b>-</b>	<b>133,623.17</b>	<b>21,772,452.51</b>	<b>-</b>	<b>-</b>	<b>-</b>	<b>-</b>	<b>7,596,081.62</b>	<b>14,137,924.03</b>	<b>-</b>	<b>-</b>	<b>-</b>	<b>38,446.86</b>	<b>21,772,452.51</b>
<b>NOVEMBER</b>																												
Notice of Cash Allocation	18,175,975.14	18,101,480.36	-	-	36,277,455.50	247,847.82	486,382.98	-	-	734,230.80	-	-	-	-	-	734,230.80	37,011,686.30	-	-	-	-	18,423,822.96	18,587,863.34	-	-	-	37,011,686.30	
MDS Checks Issued	805,191.62	3,487,782.73	-	-	4,292,974.35	-	-	-	-	-	-	-	-	-	-	-	4,292,974.35	-	-	-	-	805,191.62	3,487,782.73	-	-	-	4,292,974.35	
Advice to Debit Account	17,370,783.52	14,613,697.63	-	-	31,984,481.15	247,847.82	486,382.98	-	-	734,230.80	-	-	-	-	-	734,230.80	32,718,711.95	-	-	-	-	17,618,631.34	15,100,080.61	-	-	-	32,718,711.95	
Working Fund (NCA issued to BTr)	-	-	-	37,734.86	37,734.86	-	-	-	-	-	-	-	-	-	-	-	-	-	-	-	-	-	-	-	-	-	-	
Tax Remittance Advices Issued	278,333.25	342,916.94	-	-	621,250.19	-	7,570.00	-	-	7,570.00	-	-	-	-	-	7,570.00	628,820.19	-	-	-	-	278,333.25	350,486.94	-	-	-	628,820.19	
Cash Disbursement Ceiling	-	-	-	-	-	-	-	-	-	-	-	-	-	-	-	-	-	-	-	-	-	-	-	-	-	-	-	
Non-Cash Availment Authority	-	-	-	-	-	-	-	-	-	-	-	-	-	-	-	-	-	-	-	-	-	-	-	-	-	-	-	
Others (CDT, Does Stamp, etc.)	-	-	-	-	-	-	-	-	-	-	-	-	-	-	-	-	-	-	-	-	-	-	-	-	-	-	-	
<b>TOTAL</b>	<b>18,454,308.39</b>	<b>18,444,397.30</b>	<b>-</b>	<b>-</b>	<b>36,898,705.69</b>	<b>247,847.82</b>	<b>493,952.98</b>	<b>-</b>	<b>-</b>	<b>741,800.80</b>	<b>-</b>	<b>-</b>	<b>-</b>	<b>-</b>	<b>-</b>	<b>741,800.80</b>	<b>37,640,506.49</b>	<b>-</b>	<b>-</b>	<b>-</b>	<b>-</b>	<b>18,702,156.21</b>	<b>18,938,350.28</b>	<b>-</b>	<b>-</b>	<b>-</b>	<b>37,640,506.49</b>	
<b>DECEMBER</b>																												
Notice of Cash Allocation	-	-	-	-	-	-	-	-	-	-	-	-	-	-	-	-	-	-	-	-	-	-	-	-	-	-	-	
MDS Checks Issued	-	-	-	-	-	-	-	-	-	-	-	-	-	-	-	-	-	-	-	-	-	-	-	-	-	-	-	
Advice to Debit Account	-	-	-	-	-	-	-	-	-	-	-	-	-	-	-	-	-	-	-	-	-	-	-	-	-	-	-	
Working Fund (NCA issued to BTr)	-	-	-	-	-	-	-	-	-	-	-	-	-	-	-	-	-	-	-	-	-	-	-	-	-	-	-	
Tax Remittance Advices Issued	-	-	-	-	-	-	-	-	-	-	-	-	-	-	-	-	-	-	-	-	-	-	-	-	-	-	-	
Cash Disbursement Ceiling	-	-	-	-	-	-	-	-	-	-	-	-	-	-	-	-	-	-	-	-	-	-	-	-	-	-	-	
Non-Cash Availment Authority	-	-	-	-	-	-	-	-	-	-	-	-	-	-	-	-	-	-	-	-	-	-	-	-	-	-	-	
Others (CDT, Does Stamp, etc.)	-	-	-	-	-	-	-	-	-	-	-	-	-	-	-	-	-	-	-	-	-	-	-	-	-	-	-	
<b>TOTAL</b>	<b>-</b>	<b>-</b>	<b>-</b>	<b>-</b>	<b>-</b>	<b>-</b>	<b>-</b>	<b>-</b>	<b>-</b>	<b>-</b>	<b>-</b>	<b>-</b>	<b>-</b>	<b>-</b>	<b>-</b>	<b>-</b>	<b>-</b>	<b>-</b>	<b>-</b>	<b>-</b>	<b>-</b>	<b>-</b>	<b>-</b>	<b>-</b>	<b>-</b>	<b>-</b>	<b>-</b>	
<b>4TH QUARTER</b>																												
Notice of Cash Allocation	25,493,723.51	31,548,746.36	-	-	57,042,469.87	247,847.82	603,592.48	-	-	851,440.30	-	-	-	-	-	851,440.30	57,893,910.17	-	-	-	-	25,741,571.33	32,152,338.84	-	-	-	57,893,910.17	
MDS Checks Issued	1,625,103.45	6,620,928.37	-	-	8,246,031.82	-	-	-	-	-	-	-	-	-	-	-	8,246,031.82	-	-	-	-	1,625,103.45	6,620,928.37	-	-	-	8,246,031.82	
Advice to Debit Account	23,868,620.06	24,927,817.99	-	-	48,796,438.05	247,847.82	603,592.48	-	-	851,440.30	-	-	-	-	-	851,440.30	49,647,878.35	-	-	-	-	24,116,467.88	25,531,410.47	-	-	-	49,647,878.35	
Working Fund (NCA issued to BTr)	-	-	-	37,734.86	37,734.86	-	-	-	-	-	-	-	-	-	-	-	-	-	-	-	-	-	-	-	-	-	-	
Tax Remittance Advices Issued	556,666.50	900,663.80	-	-	1,457,330.30	-	23,271.67	-	712.00	23,983.67	-	-	-	-	-	23,983.67	1,519,048.83	-	-	-	-	556,666.50	923,935.47	-	-	-	1,519,048.83	
Cash Disbursement Ceiling	-	-	-	-	-	-	-	-	-	-	-	-	-	-	-	-	-	-	-	-	-	-	-	-	-	-	-	
Non-Cash Availment Authority	-	-	-	-	-	-	-	-	-	-	-	-	-	-	-	-	-	-	-	-	-	-	-	-	-	-	-	
Others (CDT, Does Stamp, etc.)	-	-	-	-	-	-	-	-	-	-	-	-	-	-	-	-	-	-	-	-	-	-	-	-	-	-	-	
<b>TOTAL</b>	<b>26,050,390.01</b>	<b>32,449,410.16</b>	<b>-</b>	<b>37,734.86</b>	<b>58,537,538.03</b>	<b>247,847.82</b>	<b>626,864.15</b>	<b>-</b>	<b>712.00</b>	<b>875,423.97</b>	<b>-</b>	<b>-</b>	<b>-</b>	<b>-</b>	<b>-</b>	<b>875,423.97</b>	<b>59,412,959.00</b>	<b>-</b>	<b>-</b>	<b>-</b>	<b>-</b>	<b>26,298,237.83</b>	<b>33,076,274.31</b>	<b>-</b>	<b>-</b>	<b>-</b>	<b>38,446.86</b>	<b>59,412,959.00</b>

<b>SUMMARY:</b>		<u>Previous Report</u>	<u>This month (November)</u>	<u>As of November 30, 2018</u>	<u>Previous Report</u>	<u>This month (November)</u>	<u>As of November 30, 2018</u>
Total Disbursement Authorities Received					417,419,000.00	36,918,000.00	454,337,000.00
NCA		474,757,336.00		124,787.00			454,337,000.00
Working Fund				474,882,123.00			454,983,102.51
TRA		7,624,257.55		628,820.19			(646,102.51)
CDC				8,253,077.74			
NCAA							
Others (CDT, BTr, Does Stamp, etc.)							
Less: Notice of Transfer Allocations (NTA)* issued							
<b>Total Disbursements Authorities Available</b>		<u>482,381,593.55</u>		<u>753,607.19</u>	<u>417,419,000.00</u>	<u>36,918,000.00</u>	<u>454,337,000.00</u>
Less: Lapsed NCA		1,343.40					
Disbursements *		417,342,596.02		37,640,506.49	417,342,596.02	37,640,506.49	454,983,102.51
<b>Balance of Disbursements Authorities as of to date</b>		<u>65,037,654.13</u>		<u>(36,886,899.30)</u>	<u>65,037,654.13</u>	<u>(646,102.51)</u>	<u>65,037,654.13</u>

*\* Amounts should tally*

Certified Correct:   
Cherry Pea C. Rivera  
Accountant II  
Date: December 10, 2018

Approved By:   
Arnell N. Del Marrio  
Executive Director  
Date: December 10, 2018

**MONTHLY REPORT OF DISBURSEMENTS  
For the month of October, 2018**

Department: Department of Agriculture (DA)					Agency: Philippine Carabao Center										Operating Unit: N/A													
Organization Code (UACS): 050100000000					Fund Cluster: 01 - Regular Agency Fund										Report Status: SUBMITTED													
PARTICULARS	CURRENT YEAR BUDGET					PRIOR YEAR'S ACCOUNTS PAYABLE										SUB-TOTAL	TRUST LIABILITIES				GRAND TOTAL					REMARKS		
	PS	MOOE	Fin. Exp	CO	TOTAL	PS	MOOE	Fin. Exp	CO	Sub-Total	PS	MOOE	Fin. Exp	CO	Sub-Total		TOTAL	PS	MOOE	CO	TOTAL	PS	MOOE	Fin. Exp	CO		TOTAL	
1	2	3	4	5	6=(2+3+4+5)	7	8	9	10	11=(7+8+9+10)	12	13	14	15	16=(12+13+14+15)	17=(11+16)	18=(8+17)	19	20	21	22=(19+20+21)	23	24	25	26	27=(23+24+25+26)	28	
Notice of Cash Allocation (NCA)	7,317,748.37	13,447,266.00			20,765,014.37					117,209.50					117,209.50	20,882,223.87					7,317,748.37	13,564,475.50				20,882,223.87		
MDS Checks Issued	819,911.83	3,133,145.64			3,953,057.47											3,953,057.47					819,911.83	3,133,145.64				3,953,057.47		
Advice to Debit Account	6,497,836.54	10,314,120.36			16,811,956.90					117,209.50					117,209.50	16,929,166.40					6,497,836.54	10,431,329.86				16,929,166.40		
Notice of Transfer of Allocation (NTA)																												
MDS Checks Issued																												
Advice to Debit Account																												
Working Fund (NCA issued to BT)																												
Tax Remittance Advices Issued (TRA)	278,333.25	557,746.86		37,734.86	873,814.97		15,701.67		712.00	16,413.67					16,413.67	890,228.64					278,333.25	573,448.53		38,446.86	890,228.64			
Cash Disbursement Ceiling (CDC)																												
Non-Cash Availment Authority (NCAA)																												
Others (CDT, BT, Does Stamp, etc.)																												

**Summary**

PARTICULARS	PREVIOUS REPORT	CURRENT MONTH	AS OF DATE
(1)	(2)	(3)	(4)
Total Disbursement Authorities Received			
NCA	388,837,458.00	85,919,878.00	474,757,336.00
Working Fund			
TRA	6,734,028.91	890,228.64	7,624,257.55
CDC			
NCAA			
Others (CDT, BT, Does Stamp, etc.)			
Less: Notice of Transfer Allocations (NTA)* issued			
Total Disbursements Authorities Available	395,571,486.91	86,810,106.64	482,381,593.55
Less:			
Lapsed NCA	1,343.40		1,343.40
Disbursements	395,570,143.51	21,772,452.51	417,342,596.02
Balance of Disbursements Authorities as of to date		65,037,654.13	65,037,654.13
Total Disbursements Program	395,490,000.00	21,929,000.00	417,419,000.00
Less: * Actual Disbursements	395,570,143.51	21,772,452.51	417,342,596.02
(Over)/Under spending:	(80,143.51)	156,547.49	76,403.98

Certified Correct:

RIVERA, CHERYL PEARL

Agency Chief Accountant

Date: 12/Nov/2018

Approved By:

DEL BARRIO, ARNEL

Head of Agency or Authorized Representative

Date: 12/Nov/2018

**MONTHLY REPORT OF DISBURSEMENTS**  
For the month of OCTOBER, 2018

Department: Department of Agriculture  
Entity Name: Philippine Carabao Center  
Operating Unit:  
Organization Code (UACS): 05010000000  
Funding Source Code (as clustered): 01101101, 01104102 & 01101407

PARTICULARS	CURRENT YEAR BUDGET					PRIOR YEAR'S BUDGET											TRUST LIABILITIES				GRAND TOTAL					Remarks		
	PS	MOOE	Fin. Exp	CO	TOTAL	PRIOR YEAR'S ACCOUNTS PAYABLE					CURRENT YEAR'S ACCOUNTS PAYABLE						SUB-TOTAL	PS	MOOE	CO	TOTAL	PS	MOOE	Fin. Exp	CO		TOTAL	
						PS	MOOE	Fin. Exp	CO	Sub-Total	PS	MOOE	Fin. Exp	CO	Sub-Total	TOTAL												
1	2	3	4	5	6=(2+3+4+5)	7	8	9	10	11=(7+8+9+10)	12	13	14	15	16=(12+13+14+15)	17=(11+16)	18=(6+17)	19	20	21	22=(19+20+21)	23	24	25	26	27=(23+24+25+26)	28	
<b>OCTOBER</b>																												
Notice of Cash Allocation	7,317,748.37	13,447,266.00	-	-	20,765,014.37	-	117,209.50	-	-	117,209.50	-	-	-	-	-	117,209.50	20,882,223.87	-	-	-	-	7,317,748.37	13,564,475.50	-	-	20,882,223.87		
MDS Checks Issued	819,911.83	3,133,145.64	-	-	3,953,057.47	-	-	-	-	3,953,057.47	-	-	-	-	-	-	3,953,057.47	-	-	-	-	819,911.83	3,133,145.64	-	-	3,953,057.47		
Advice to Debit Account	6,497,836.54	10,314,120.36	-	-	16,811,956.90	-	117,209.50	-	-	117,209.50	-	-	-	-	-	117,209.50	16,929,166.40	-	-	-	-	6,497,836.54	10,431,329.86	-	-	16,929,166.40		
Working Fund (NCA issued to BTr)	-	-	-	-	-	-	-	-	-	-	-	-	-	-	-	-	-	-	-	-	-	-	-	-	-	-		
Tax Remittance Advices Issued	278,333.25	557,746.86	-	37,734.86	873,814.97	-	15,701.67	-	712.00	16,413.67	-	-	-	-	-	16,413.67	890,228.64	-	-	-	-	278,333.25	573,448.53	-	38,446.86	890,228.64		
Cash Disbursement Ceiling	-	-	-	-	-	-	-	-	-	-	-	-	-	-	-	-	-	-	-	-	-	-	-	-	-	-		
Non-Cash Availment Authority	-	-	-	-	-	-	-	-	-	-	-	-	-	-	-	-	-	-	-	-	-	-	-	-	-	-		
Others (CDT, Does Stamp, etc.)	-	-	-	-	-	-	-	-	-	-	-	-	-	-	-	-	-	-	-	-	-	-	-	-	-	-		
<b>TOTAL</b>	<b>7,596,081.62</b>	<b>14,005,012.86</b>	<b>-</b>	<b>37,734.86</b>	<b>21,638,829.34</b>	<b>-</b>	<b>132,911.17</b>	<b>-</b>	<b>712.00</b>	<b>133,623.17</b>	<b>-</b>	<b>-</b>	<b>-</b>	<b>-</b>	<b>-</b>	<b>133,623.17</b>	<b>21,772,452.51</b>	<b>-</b>	<b>-</b>	<b>-</b>	<b>-</b>	<b>7,596,081.62</b>	<b>14,137,924.03</b>	<b>-</b>	<b>38,446.86</b>	<b>21,772,452.51</b>		
<b>NOVEMBER</b>																												
Notice of Cash Allocation	-	-	-	-	-	-	-	-	-	-	-	-	-	-	-	-	-	-	-	-	-	-	-	-	-	-	-	
MDS Checks Issued	-	-	-	-	-	-	-	-	-	-	-	-	-	-	-	-	-	-	-	-	-	-	-	-	-	-	-	
Advice to Debit Account	-	-	-	-	-	-	-	-	-	-	-	-	-	-	-	-	-	-	-	-	-	-	-	-	-	-	-	
Working Fund (NCA issued to BTr)	-	-	-	-	-	-	-	-	-	-	-	-	-	-	-	-	-	-	-	-	-	-	-	-	-	-	-	
Tax Remittance Advices Issued	-	-	-	-	-	-	-	-	-	-	-	-	-	-	-	-	-	-	-	-	-	-	-	-	-	-	-	
Cash Disbursement Ceiling	-	-	-	-	-	-	-	-	-	-	-	-	-	-	-	-	-	-	-	-	-	-	-	-	-	-	-	
Non-Cash Availment Authority	-	-	-	-	-	-	-	-	-	-	-	-	-	-	-	-	-	-	-	-	-	-	-	-	-	-	-	
Others (CDT, Does Stamp, etc.)	-	-	-	-	-	-	-	-	-	-	-	-	-	-	-	-	-	-	-	-	-	-	-	-	-	-	-	
<b>TOTAL</b>	<b>-</b>	<b>-</b>	<b>-</b>	<b>-</b>	<b>-</b>	<b>-</b>	<b>-</b>	<b>-</b>	<b>-</b>	<b>-</b>	<b>-</b>	<b>-</b>	<b>-</b>	<b>-</b>	<b>-</b>	<b>-</b>	<b>-</b>	<b>-</b>	<b>-</b>	<b>-</b>	<b>-</b>	<b>-</b>	<b>-</b>	<b>-</b>	<b>-</b>	<b>-</b>	<b>-</b>	
<b>DECEMBER</b>																												
Notice of Cash Allocation	-	-	-	-	-	-	-	-	-	-	-	-	-	-	-	-	-	-	-	-	-	-	-	-	-	-	-	
MDS Checks Issued	-	-	-	-	-	-	-	-	-	-	-	-	-	-	-	-	-	-	-	-	-	-	-	-	-	-	-	
Advice to Debit Account	-	-	-	-	-	-	-	-	-	-	-	-	-	-	-	-	-	-	-	-	-	-	-	-	-	-	-	
Working Fund (NCA issued to BTr)	-	-	-	-	-	-	-	-	-	-	-	-	-	-	-	-	-	-	-	-	-	-	-	-	-	-	-	
Tax Remittance Advices Issued	-	-	-	-	-	-	-	-	-	-	-	-	-	-	-	-	-	-	-	-	-	-	-	-	-	-	-	
Cash Disbursement Ceiling	-	-	-	-	-	-	-	-	-	-	-	-	-	-	-	-	-	-	-	-	-	-	-	-	-	-	-	
Non-Cash Availment Authority	-	-	-	-	-	-	-	-	-	-	-	-	-	-	-	-	-	-	-	-	-	-	-	-	-	-	-	
Others (CDT, Does Stamp, etc.)	-	-	-	-	-	-	-	-	-	-	-	-	-	-	-	-	-	-	-	-	-	-	-	-	-	-	-	
<b>TOTAL</b>	<b>-</b>	<b>-</b>	<b>-</b>	<b>-</b>	<b>-</b>	<b>-</b>	<b>-</b>	<b>-</b>	<b>-</b>	<b>-</b>	<b>-</b>	<b>-</b>	<b>-</b>	<b>-</b>	<b>-</b>	<b>-</b>	<b>-</b>	<b>-</b>	<b>-</b>	<b>-</b>	<b>-</b>	<b>-</b>	<b>-</b>	<b>-</b>	<b>-</b>	<b>-</b>	<b>-</b>	
<b>4TH QUARTER</b>																												
Notice of Cash Allocation	7,317,748.37	13,447,266.00	-	-	20,765,014.37	-	117,209.50	-	-	117,209.50	-	-	-	-	-	117,209.50	20,882,223.87	-	-	-	-	7,317,748.37	13,564,475.50	-	-	20,882,223.87		
MDS Checks Issued	819,911.83	3,133,145.64	-	-	3,953,057.47	-	-	-	-	3,953,057.47	-	-	-	-	-	-	3,953,057.47	-	-	-	-	819,911.83	3,133,145.64	-	-	3,953,057.47		
Advice to Debit Account	6,497,836.54	10,314,120.36	-	-	16,811,956.90	-	117,209.50	-	-	117,209.50	-	-	-	-	-	117,209.50	16,929,166.40	-	-	-	-	6,497,836.54	10,431,329.86	-	-	16,929,166.40		
Tax Remittance Advices Issued	278,333.25	557,746.86	-	37,734.86	873,814.97	-	15,701.67	-	712.00	16,413.67	-	-	-	-	-	16,413.67	890,228.64	-	-	-	-	278,333.25	573,448.53	-	38,446.86	890,228.64		
Cash Disbursement Ceiling	-	-	-	-	-	-	-	-	-	-	-	-	-	-	-	-	-	-	-	-	-	-	-	-	-	-	-	
Non-Cash Availment Authority	-	-	-	-	-	-	-	-	-	-	-	-	-	-	-	-	-	-	-	-	-	-	-	-	-	-	-	
Others (CDT, Does Stamp, etc.)	-	-	-	-	-	-	-	-	-	-	-	-	-	-	-	-	-	-	-	-	-	-	-	-	-	-	-	
<b>TOTAL</b>	<b>7,596,081.62</b>	<b>14,005,012.86</b>	<b>-</b>	<b>37,734.86</b>	<b>21,638,829.34</b>	<b>-</b>	<b>132,911.17</b>	<b>-</b>	<b>712.00</b>	<b>133,623.17</b>	<b>-</b>	<b>-</b>	<b>-</b>	<b>-</b>	<b>-</b>	<b>133,623.17</b>	<b>21,772,452.51</b>	<b>-</b>	<b>-</b>	<b>-</b>	<b>-</b>	<b>7,596,081.62</b>	<b>14,137,924.03</b>	<b>-</b>	<b>38,446.86</b>	<b>21,772,452.51</b>		

SUMMARY:	Previous Report	This month (October)	As of October 31, 2018	Previous Report	This month (October)	As of October 31, 2018
Total Disbursement Authorities Received						
NCA	388,837,458.00	85,919,878.00	474,757,336.00	395,490,000.00	21,920,000.00	417,410,000.00
Working Fund	-	-	-	395,570,143.51	21,772,452.51	417,342,596.02
TRA	6,734,028.91	890,228.64	7,624,257.55	(80,143.51)	156,547.49	76,403.98
CDC	-	-	-	-	-	-
NCAA	-	-	-	-	-	-
Others (CDT, BTr Does Stamp, etc.)	-	-	-	-	-	-
Less: Notice of Transfer Allocations (NTA)* issued						
<b>Total Disbursements Authorities Available</b>	<b>395,571,486.91</b>	<b>86,810,106.64</b>	<b>482,381,593.55</b>			
Less: Lapsed NCA	1,343.40	-	-	-	-	-
Disbursements *	395,570,143.51	21,772,452.51	417,342,596.02	-	-	-
<b>Balance of Disbursements Authorities as of to date</b>	<b>0.00</b>	<b>65,037,654.13</b>	<b>65,037,654.13</b>			

Notes: The use of NTA is discouraged  
\* Amounts should tally

Certified Correct:   
**CHEERY PEARL C. RIVERA**  
 Assistant II  
 Date: November 12, 2018

Approved By:   
**ARNEL N. DEL BARRIO**  
 Executive Director  
 Date: November 12, 2018

**MONTHLY REPORT OF DISBURSEMENTS  
For the month of September, 2018**

<b>Department: Department of Agriculture (DA)</b>						<b>Agency: Philippine Carabao Center</b>						<b>Operating Unit: N/A</b>															
<b>Organization Code (UACS): 050100000000</b>						<b>Fund Cluster: 01 - Regular Agency Fund</b>						<b>Report Status: SUBMITTED</b>															
PARTICULARS	CURRENT YEAR BUDGET					PRIOR YEAR'S ACCOUNTS PAYABLE					CURRENT YEAR'S ACCOUNTS PAYABLE					SUB-TOTAL	TRUST LIABILITIES				GRAND TOTAL				REMARKS		
	PS	MOOE	Fin. Exp	CO	TOTAL	PS	MOOE	Fin. Exp	CO	Sub-Total	PS	MOOE	Fin. Exp	CO	Sub-Total		TOTAL	PS	MOOE	CO	TOTAL	PS	MOOE	Fin. Exp		CO	TOTAL
	1	2	3	4	5	6	7	8	9	10	11	12	13	14	15		16	17	18	19	20	21	22	23		24	25
Notice of Cash Allocation (NCA)	9,580,015.77	45,701,696.88		1,191,649.14	56,473,951.57	31,557.79	484,132.82		16,322.60	532,013.21						532,013.21	57,005,964.78				9,612,173.56	46,185,819.48		1,207,971.74	57,005,964.78		
MDS Checks Issued	789,826.30	2,165,464.12			2,955,290.42											2,955,290.42	789,826.30				2,165,464.12				2,955,290.42		
Advice to Debit Account	6,790,789.47	43,536,222.54		1,191,649.14	53,518,661.15	31,557.79	484,132.82		16,322.60	532,013.21						532,013.21	54,050,674.36				8,822,347.26	44,020,386.36		1,207,971.74	54,050,674.36		
Notice of Transfer of Allocation (NTA)																											
MDS Checks Issued																											
Advice to Debit Account																											
Working Fund (NCA issued to BT)																											
Tax Remittance Advices Issued (TRA)	278,333.25	569,713.17		35,892.85	883,939.27			15,035.33								15,035.33	898,974.60				278,333.25	584,748.50		35,892.85	898,974.60		
Cash Disbursement Ceiling (CDC)																											
Non-Cash Availment Authority (NCAA)																											
Others (CDT, BTR Docs Stamp, etc.)																											


**Summary**

PARTICULARS	PREVIOUS REPORT	CURRENT MONTH	AS OF DATE
(1)	(2)	(3)	(4)
Total Disbursement Authorities Received			
NCA	388,837,488.00		388,837,488.00
Working Fund			
TRA	5,835,054.31	868,974.60	6,734,028.91
CDC			
NCAA			
Others (CDT, BTR Docs Stamp, etc.)			
Less: Notice of Transfer Allocations (NTA) issued			
Total Disbursements Authorities Available	394,672,512.31	868,974.60	395,571,486.91
Less			
Lapsed NCA	1,308.22	35.18	1,343.40
Disbursements	337,885,204.13	67,804,939.38	395,670,143.51
Balance of Disbursements Authorities as of date	57,005,999.96	(57,005,999.96)	
Total Disbursements Program	339,176,000.00	56,312,000.00	395,450,000.00
Less: * Actual Disbursements	337,885,204.13	57,804,939.38	395,670,143.51
Over/Under spending-	1,512,795.87	(1,592,939.38)	(60,143.51)

Certified Correct:

  
RIVERA, CHERRY PEARL  
Agency Chief Accountant  
Date: 15/Oct/2018

Approved By:

  
DEL BARRIO, ARNEL  
Head of Agency or Authorized Representative  
Date: 15/Oct/2018





### MONTHLY REPORT OF DISBURSEMENTS For the month of August, 2018

Department: Department of Agriculture (DA)					Agency: Philippine Carabao Center					Operating Unit: N/A																	
Organization Code (UACS): 050100000000					Fund Cluster: 01 - Regular Agency Fund					Report Status: SUBMITTED																	
PARTICULARS	CURRENT YEAR BUDGET					PRIOR YEAR'S ACCOUNTS PAYABLE					CURRENT YEAR'S ACCOUNTS PAYABLE					SUB-TOTAL	TRUST LIABILITIES				GRAND TOTAL					REMARKS	
	PS	MOOE	Fin. Exp	CO	TOTAL	PS	MOOE	Fin. Exp	CO	Sub-Total	PS	MOOE	Fin. Exp	CO	Sub-Total		TOTAL	PS	MOOE	CO	TOTAL	PS	MOOE	Fin. Exp	CO		TOTAL
1	2	3	4	5	6=(2+3+4+5)	7	8	9	10	11=(7+8+9+10)	12	13	14	15	16=(12+13+14+15)	17=(11+16)	18=(6+17)	19	20	21	22=(19+20+21)	23	24	25	26	27=(23+24+25+26)	28
Notice of Cash Allocation (NCA)	2,908,707.37	29,892,136.36		634,107.15	33,234,960.88	330,410.35		4,124.17		334,534.52					334,534.52	33,569,485.40					2,908,707.37	30,022,546.71		638,231.32		33,569,485.40	
MDS Checks Issued	825,415.75	3,340,179.95			4,165,595.70											4,165,595.70					825,415.75	3,340,179.95				4,165,595.70	
Advice to Debit Account	2,083,291.62	25,351,856.41		634,107.15	29,069,355.18	330,410.35		4,124.17		334,534.52					334,534.52	29,403,889.70					2,083,291.62	26,882,366.78		638,231.32		29,403,889.70	
MDS Checks Issued																											
Advice to Debit Account																											
Working Fund (NCA issued to BTR)																											
Tax Remittance Advice Issued (TRA)	253,743.06	589,281.59		19,285.72	862,310.36		41,863.03			41,863.03						904,173.39					253,743.06	631,144.61		19,285.72		904,173.39	
Cash Disbursement Ceiling (CDC)																											
Non-Cash Availment Authority (NCAA)																											
Others (CDT, BTr Docs Stamp, etc.)																											

#### Summary

PARTICULARS	PREVIOUS REPORT	CURRENT MONTH	AS OF DATE
(1)	(2)	(3)	(4)
Total Disbursement Authorities Received			
NCA	388,771,573.00	65,885.00	388,837,458.00
Working Fund			
TRA	4,930,880.92	904,173.39	5,835,054.31
CDC			
NCAA			
Others (CDT, BTr Docs Stamp, etc.)			
Less: Notice of Transfer Allocations (NTA) issued			
Total Disbursements Authorities Available	393,702,453.92	970,058.39	394,672,512.31
Less:			
Lapsed NCA	1,308.22		1,308.22
Disbursements	303,191,545.34	34,473,658.79	337,665,204.13
Balance of Disbursements Authorities as of date	90,509,800.36	(33,503,600.40)	57,005,999.96
Total Disbursements Program	306,150,000.00	33,028,000.00	339,178,000.00
Less: * Actual Disbursements	303,191,545.34	34,473,658.79	337,665,204.13
(Over)/Under spending	2,959,454.66	(1,445,858.79)	1,512,765.87

Certified Correct:

  
 RIVERA, CHERRY PEARL  
 Agency Chief Accountant  
 Date: 13/Sep/2018

Approved By:

  
 DEL BARRIO, ARNEL  
 Head of Agency or Authorized Representative  
 Date: 13/Sep/2018

This report was generated using the Unified Reporting System on 13/09/2018 13:58



**MONTHLY REPORT OF DISBURSEMENTS**  
For the month of July, 2018

<b>Department: Department of Agriculture (DA)</b>						<b>Agency: Philippine Carabao Center</b>						<b>Operating Unit: N/A</b>																
<b>Organization Code (UACS): 050100000000</b>						<b>Fund Cluster: 01 - Regular Agency Fund</b>						<b>Report Status: SUBMITTED</b>																
PARTICULARS	CURRENT YEAR BUDGET					PRIOR YEAR'S ACCOUNTS PAYABLE					CURRENT YEAR'S ACCOUNTS PAYABLE					SUB-TOTAL	TRUST LIABILITIES					REMARKS						
	PS	MOOE	Fin. Exp	CO	TOTAL	PS	MOOE	Fin. Exp	CO	Sub-Total	PS	MOOE	Fin. Exp	CO	Sub-Total		TOTAL	PS	MOOE	CO	TOTAL							
1	2	3	4	5	6	7	8	9	10	11	12	13	14	15	16	17	18	19	20	21	22	23	24	25	26	27	28	
Notice of Cash Allocation (NCA)	12,185,484.28	17,890,679.10		337,114.28	30,413,257.66			670,064.98		670,064.98						31,083,322.64												
MDS Checks Issued	755,608.39	3,275,040.73			4,030,649.12											4,030,649.12												
Advice to Debit Account	11,429,855.89	14,515,638.37		337,114.28	26,382,608.54			670,064.98		670,064.98						670,064.98												
Notice of Transfer of Allocation (NTA)																												
MDS Checks Issued																												
Advice to Debit Account																												
Working Fund (NCA issued to BTR)																												
Tax Remittance Advices Issued (TRA)	286,630.02	176,434.02		58,392.85	491,457.49		66,411.71		1,125.00	67,536.71						67,536.71	598,994.20											
Cash Disbursement Ceiling (CDC)																												
Non-Cash Availment Authority (NCAA)																												
Others (CDT, BTR Docx Stamp, etc.)																												
<b>GRAND TOTAL</b>																												

**Summary**

PARTICULARS	PREVIOUS REPORT	CURRENT MONTH	AS OF DATE
(1)	(2)	(3)	(4)
Total Disbursement Authorities Received			
NCA	267,178,650.00	121,849,000.00	388,727,650.00
Working Fund			
TRA	4,371,880.72	558,904.20	4,930,880.02
CDC			
NCAA			
Others (CDT, BTR Docx Stamp, etc.)			
Less: Notice of Transfer Allocations (NTA) issued			
Total Disbursements Authorities Available	271,550,530.72	122,197,904.20	393,858,530.92
Less:			
Unpaid NCA Disbursements	1,308.22		1,308.22
Balance of Disbursements Authorities as of (a) date	271,549,222.50	122,196,596.20	393,191,548.34
Total Disbursements Program	277,482,000.00	28,858,000.00	306,150,000.00
Less: Actual Disbursements	271,540,228.60	31,842,318.84	303,191,545.34
(Over)/Under spending	5,942,771.60	(2,984,316.84)	2,958,454.66

Certified Correct:

  
RIVERA, CHERY PEARL  
Agency Chief Accountant  
Date: 07/Aug/2018

Approved By:

  
DEL BARRIO, ARNEL  
Head of Agency or Authorized Representative  
Date: 07/Aug/2018





**MONTHLY REPORT OF DISBURSEMENTS**  
For the month of June, 2018

<b>Department: Department of Agriculture (DA)</b>						<b>Agency: Philippine Carabao Center</b>						<b>Operating Unit: N/A</b>															
<b>Organization Code (UACS): 050100000000</b>						<b>Fund Cluster: 01 - Regular Agency Fund</b>						<b>Report Status: SUBMITTED</b>															
PARTICULARS	CURRENT YEAR BUDGET					PRIOR YEAR'S ACCOUNTS PAYABLE					CURRENT YEAR'S ACCOUNTS PAYABLE					SUB-TOTAL	TRUST LIABILITIES				GRAND TOTAL					REMARKS	
	PS	MOOE	Fin. Exp	CO	TOTAL	PS	MOOE	Fin. Exp	CO	Sub-Total	PS	MOOE	Fin. Exp	CO	Sub-Total		TOTAL	PS	MOOE	CO	TOTAL	PS	MOOE	Fin. Exp	CO		TOTAL
1	2	3	4	5	6=(2+3+4+5)	7	8	9	10	11=(7+8+9+10)	12	13	14	15	16=(12+13+14+15)	17=(11+16)	18=(8+17)	19	20	21	22=(19+20+21)	23	24	25	26	27=(23+24+25+26)	28
Notice of Cash Allocation (NCA)	8,076,028.00	38,520,491.74		1,020,707.15	47,617,226.89	904,308.97			19,875.00	924,183.97						924,183.97	46,541,410.86				8,076,028.00	39,424,800.71		1,040,582.15	48,541,410.86		
MDS Checks Issued	813,752.05	4,280,828.55			5,094,580.60												5,094,580.60				813,752.05	4,280,828.55			5,094,580.60		
Advice to Debit Account	7,262,275.95	34,238,663.18		1,020,707.15	42,522,646.29	904,308.97			19,875.00	924,183.97						924,183.97	43,446,830.28				7,262,275.95	35,143,672.18		1,040,582.15	43,446,830.28		
Notice of Transfer of Allocation (NTA)																											
MDS Checks Issued																											
Advice to Debit Account																											
Working Fund (NCA issued to BT)																											
Tax Remittance Advices Issued (TRA)	256,830.02	514,024.98			770,854.98	70,498.89			129,642.85	200,141.74						200,141.74	970,796.72				256,830.02	584,823.85		129,642.85	970,796.72		
Cash Disbursement Ceiling (CDC)																											
Non-Cash Availment Authority (NCAA)																											
Others (CDT, BTr, Docs Stamp, etc.)																											

**Summary**


PARTICULARS	PREVIOUS REPORT	CURRENT MONTH	AS OF DATE
(1)	(2)	(3)	(4)
Total Disbursement Authorities Received			
NCA	266,727,737.00	450,913.00	267,178,650.00
Working Fund			
TRA	3,401,090.00	970,796.72	4,371,886.72
CDC			
NCAA			
Others (CDT, BTr, Docs Stamp, etc.)			
Less: Notice of Transfer Allocations (NTA) Issued			
Total Disbursements Authorities Available	270,128,827.00	1,421,709.72	271,550,536.72
Less:			
Lapsed NCA	73.21	1,235.01	1,308.22
Disbursements	222,037,020.92	49,512,207.58	271,549,228.50
Balance of Disbursements Authorities as of date	48,091,732.87	(48,091,732.87)	
Total Disbursements Program	224,680,000.00	52,812,000.00	277,492,000.00
Less: * Actual Disbursements	222,037,020.92	49,512,207.58	271,549,228.50
(Over)/Under spending-	2,642,979.08	3,299,792.42	5,942,771.50

Certified Correct:

  
RIVERA, CHERRY PEARL  
Agency Chief Accountant

Date: 13/Jul/2018

Approved By:

  
DEL BARRIO, ARNEL  
Head of Agency or Authorized Representative  
Date: 13/Jul/2018

This report was generated using the Unified Reporting System on 13/07/2018 08:16






**MONTHLY REPORT OF DISBURSEMENTS**  
For the month of May, 2018

Department: Department of Agriculture (DA)					Agency: Philippine Carabao Center										Operating Unit: N/A												
Organization Code (UACS): 050100000000					Fund Cluster: 01 - Regular Agency Fund										Report Status: SUBMITTED												
PARTICULARS	CURRENT YEAR BUDGET					PRIOR YEAR'S ACCOUNTS PAYABLE					CURRENT YEAR'S ACCOUNTS PAYABLE					SUB-TOTAL	TRUST LIABILITIES				GRAND TOTAL					REMARKS	
	PS	MOOE	Fin. Exp	CO	TOTAL	PS	MOOE	Fin. Exp	CO	Sub-Total	PS	MOOE	Fin. Exp	CO	Sub-Total		TOTAL	PS	MOOE	CO	TOTAL	PS	MOOE	Fin. Exp	CO		TOTAL
1	2	3	4	5	6=(2+3+4+5)	7	8	9	10	11=(7+8+9+10)	12	13	14	15	16=(12+13+14+15)	17=(11+16)	18=(8+17)	19	20	21	22=(19+20+21)	23	24	25	26	27=(23+24+25+26)	28
Notice of Cash Allocation (NCA)	15,249,956.20	16,688,650.14		1,500,000.00	33,438,606.34		2,732,632.93		2,290,357.15	5,022,990.08					5,022,990.08	38,441,596.42					15,249,956.20	19,401,283.07			3,790,357.15	38,441,596.42	
MDS Checks Issued	1,422,746.76	3,757,318.65			5,180,065.41											5,180,065.41					1,422,746.76	3,757,318.65			5,180,065.41		
Advice to Debit Account	13,827,209.44	12,911,331.49		1,500,000.00	28,238,540.93		2,732,632.93		2,290,357.15	5,022,990.08					5,022,990.08	33,261,531.01					13,827,209.44	15,643,984.42			3,790,357.15	33,261,531.01	
Notice of Transfer of Allocation (NTA)																											
MDS Checks Issued																											
Advice to Debit Account																											
Working Fund (NCA issued to BTR)																											
Tax Remittance Advices Issued (TRA)	264,671.64	125,690.87			390,362.51		223,177.06			223,177.06					223,177.06	613,739.57					264,671.64	349,067.93			613,739.57		
Cash Disbursement Ceiling (CDC)																											
Non-Cash Availment Authority (NCAA)																											
Others (CDT, BTR Docs Stamp, etc.)																											

**Summary**

PARTICULARS	PREVIOUS REPORT	CURRENT MONTH	AS OF DATE
(1)	(2)	(3)	(4)
Total Disbursement Authorities Received			
NCA	266,727,737.00		266,727,737.00
Working Fund			
TRA	2,787,350.43	613,739.57	3,401,090.00
CDC			
NCAA			
Others (CDT, BTR Docs Stamp, etc.)			
Less: Notice of Transfer Allocations (NTA) issued			
Total Disbursements Authorities Available	269,515,087.43	613,739.57	270,128,827.00
Less:			
Lapsed NCA	73.21		73.21
Disbursements	182,981,684.93	39,055,335.99	222,037,020.92
Balance of Disbursements Authorities as of date	86,533,329.29	(38,441,596.42)	48,091,732.87
Total Disbursements Program	185,480,000.00	39,200,000.00	224,680,000.00
Less: * Actual Disbursements	182,981,684.93	39,055,335.99	222,037,020.92
(Over)/Under-spending	2,498,315.07	144,664.01	2,642,979.08

Certified Correct:

  
RIVERA, CHERRY PEARL  
Agency Chief Accountant

Date: 13/Jun/2018

Approved By:

  
DEL BARRIO, ARNEL  
Head of Agency or Authorized Representative  
Date: 13/Jun/2018

**MONTHLY REPORT OF DISBURSEMENTS**  
For the month of April, 2018

<b>Department: Department of Agriculture (DA)</b>					<b>Agency: Philippine Carabao Center</b>										<b>Operating Unit: N/A</b>												
<b>Organization Code (UACS): 050100000000</b>					<b>Fund Cluster: 01 - Regular Agency Fund</b>										<b>Report Status: SUBMITTED</b>												
PARTICULARS	CURRENT YEAR BUDGET					PRIOR YEAR'S ACCOUNTS PAYABLE				CURRENT YEAR'S ACCOUNTS PAYABLE					SUB-TOTAL	TRUST LIABILITIES				GRAND TOTAL					REMARKS		
	PS	MOOE	Fin. Exp	CO	TOTAL	PS	MOOE	Fin. Exp	CO	Sub-Total	PS	MOOE	Fin. Exp	CO		Sub-Total	TOTAL	PS	MOOE	CO	TOTAL	PS	MOOE	Fin. Exp		CO	TOTAL
1	2	3	4	5	6=2+3+4+5	7	8	9	10	11=(7+8+9+10)	12	13	14	15	16=(12+13+14+15)	17=(11+16)	18=(6+17)	19	20	21	22=(18+20+21)	23	24	25	26	27=(23+24+25+26)	28
Notice of Cash Allocation (NCA)	3,205,276.27	29,858,904.74			33,064,181.01	5,972,009.70			6,480.00	5,978,489.70					5,978,489.70	39,042,670.71				3,205,276.27	35,830,914.44			6,480.00	39,042,670.71		
MDS Checks Issued	121,048.54	3,238,091.92			3,359,140.46	2,366,141.95				2,366,141.95					2,366,141.95	5,725,282.41				121,048.54	5,604,233.87				5,725,282.41		
Advice to Debit Account	3,084,227.73	26,620,812.82			29,705,040.55	3,605,867.75			6,480.00	3,612,347.75					3,612,347.75	33,317,388.30				3,084,227.73	30,226,680.57			6,480.00	33,317,388.30		
Notice of Transfer of Allocation (NTA)																											
MDS Checks Issued																											
Advice to Debit Account																											
Working Fund (NCA issued to BTr)																											
Tax Remittance Advices Issued (TRA)	252,669.21	61,657.99			314,327.20	198,451.43			53,142.85	211,594.28					211,594.28	525,921.48				252,669.21	220,109.42			53,142.85	525,921.48		
Cash Disbursement Ceiling (CDC)																											
Non-Cash Availment Authority (NCAA)																											
Others (CDT, BTr, Docs Stamp, etc.)																											

**Summary**

PARTICULARS	PREVIOUS REPORT	CURRENT MONTH	AS OF DATE
(1)	(2)	(3)	(4)
Total Disbursement Authorities Received			
NCA	141,151,737.00	125,576,000.00	266,727,737.00
Working Fund			
TRA	2,261,428.95	525,921.48	2,787,350.43
CDC			
NCAA			
Others (CDT, BTr, Docs Stamp, etc.)			
Less: Notice of Transfer Allocations (NTA)* issued			
Total Disbursements Authorities Available	143,413,165.95	126,101,921.48	269,515,087.43
Less			
Lapsed NCA	73.21		73.21
Disbursements	143,413,092.74	39,568,592.19	182,981,684.93
Balance of Disbursements Authorities as of to date		86,533,329.29	86,533,329.29
Total Disbursements Program	143,478,000.00	42,001,000.00	185,480,000.00
Less: * Actual Disbursements	143,413,082.74	39,568,592.19	182,981,684.93
(Over)/Under spending-	65,907.26	2,432,407.81	2,498,315.07

Certified Correct:

  
RIVERA, CHERRY PEARL

Agency Chief Accountant

Date: 09/May/2018

Approved By:

  
DEL BARRIO, ARNEL

Head of Agency or Authorized Representative

Date: 09/May/2018

This report was generated using the Unified Reporting System on 09/05/2018 16:16


**MONTHLY REPORT OF DISBURSEMENTS**  
For the month of March, 2018

Department: Department of Agriculture (DA)						Agency: Philippine Carabao Center						Operating Unit: N/A																
Organization Code (UACS): 050100000000						Fund Cluster: 01 - Regular Agency Fund						Report Status: SUBMITTED																
PARTICULARS	CURRENT YEAR BUDGET					PRIOR YEAR'S ACCOUNTS PAYABLE										SUB-TOTAL	TRUST LIABILITIES				GRAND TOTAL					REMARKS		
	PS	MODE	Fin. Exp	CO	TOTAL	PRIOR YEAR'S ACCOUNTS PAYABLE					CURRENT YEAR'S ACCOUNTS PAYABLE						PS	MODE	CO	TOTAL	PS	MODE	CO	TOTAL				
						PS	MODE	Fin. Exp	CO	Sub-Total	PS	MODE	Fin. Exp	CO	Sub-Total										TOTAL			
1	2	3	4	5	6	7	8	9	10	11	12	13	14	15	16	17	18	19	20	21	22	23	24	25	26	27		
Notice of Cash Allocation (NCA)	13,257,988.05	13,276,155.93	6,000.00		26,740,140.99	3,648,021.36				1,638,837.15	5,085,878.51				5,286,878.51	32,027,019.52												
MDS Checks Issued	747,636.78	2,402,192.10			3,149,828.88	247,534.80				350,000.00	597,534.80				597,534.80	3,747,363.60												
Advice to Debit Account	12,510,348.55	10,973,963.83	6,000.00		22,500,312.19	3,400,486.56				1,288,837.15	4,689,343.71				4,689,343.71	28,279,655.92												
Notice of Transfer of Allocations (NTA)																												
MDS Checks Issued																												
Advice to Debit Account																												
Working Fund (NCA Issued to BTR)																												
Tax Remittance Advances Issued (TRA)	251,162.00	109,867.17			361,029.17	369,576.72				369,576.72					369,576.72	730,605.89												
Cash Disbursement Ceiling (CDC)																												
Non-Cash Availment Authority (NCAA)																												
Others (CDT, BTR, Docs Stamp, etc.)																												


**Summary**

PARTICULARS	PREVIOUS REPORT	CURRENT MONTH	AS OF DATE
(1)	(2)	(3)	(4)
Total Disbursement Authorities Received			
NCA	140,005,543.00	1,146,194.00	141,151,737.00
Working Fund			
TRA	1,830,833.05	730,603.89	2,561,436.93
CDC			
NCAA			
Others (CDT, BTR, Docs Stamp, etc.)			
Less: Notice of Transfer Allocations (NTA)* Issued			
Total Disbursement Authorities Available	141,836,376.05	1,876,797.89	143,713,173.93
Less:			
Lapsed NCA		73.21	73.21
Disbursements	110,655,467.33	32,757,625.41	143,413,092.74
Balance of Disbursements Authorities as of date	30,880,898.73	(30,880,898.73)	
Total Disbursements Program	91,408,000.00	52,071,000.00	143,479,000.00
Less: * Actual Disbursements	110,655,467.33	32,757,625.41	143,413,092.74
(Over)/Under spending-	(19,247,467.33)	19,313,374.59	65,907.26

Certified Correct:

  
RIVERA, CHERRY PEARL  
Agency Chief Accountant  
Date: 13/Apr/2018

Approved By:

  
DEL BARRIO, ARNEL  
Head of Agency or Authorized Representative  
Date: 13/Apr/2018






**MONTHLY REPORT OF DISBURSEMENTS**  
For the month of February, 2018

Department: Department of Agriculture (DA)						Agency: Philippine Carabao Center						Operating Unit: N/A													
Organization Code (UACS): 050100000000						Fund Cluster: 01 - Regular Agency Fund						Report Status: SUBMITTED													
PARTICULARS	CURRENT YEAR BUDGET						PRIOR YEAR'S ACCOUNTS PAYABLE						SUB-TOTAL	TRUST LIABILITIES			GRAND TOTAL					REMARKS			
	PS	MOOE	Fin. Exp	CO	TOTAL	PS	MOOE	Fin. Exp	CO	Sub-Total	PS	MOOE		Fin. Exp	CO	Sub-Total	PS	MOOE	CO	TOTAL	PS		MOOE	Fin. Exp	CO
Notice of Cash Allocation (NCA)	5,035,427.07	15,587,993.14		15,830,000.00	36,453,420.21	10,124,148.10				10,124,148.10					10,124,148.10	49,577,568.31				5,035,427.07	28,712,141.24			15,830,000.00	49,577,568.31
MRS Checks Issued	744,649.59	3,113,255.14			3,857,904.73	534,406.51				534,406.51					534,406.51	4,392,311.24				744,649.59	3,647,661.63			4,392,311.24	
Advice to Debit Account	4,290,777.48	15,474,738.00		15,830,000.00	35,595,515.48	9,589,741.59				9,589,741.59					9,589,741.59	45,185,257.07				4,290,777.48	23,064,479.59			15,830,000.00	45,185,257.07
Notice of Transfer of Allocation (NTA)																									
MRS Checks Issued																									
Advice to Debit Account																									
Working Fund (NCA Issued to BTR)																									
Tax Remittance Advices Issued (TRA)	272,669.21	42,044.50			294,713.71	238,329.91				238,329.91					238,329.91	533,043.62				272,669.21	280,374.41			533,043.62	
Cash Disbursement Ceiling (CDC)																									
New-Cash Availment Authority (NCAA)																									
Others (CDT, BTR Docs Stamp, etc.)																									

**Summary**

PARTICULARS	PREVIOUS REPORT	CURRENT MONTH	AS OF DATE
(1)	(2)	(3)	(4)
Total Disbursement Authorities Received			
NCA	138,296,000.00	1,709,543.00	140,005,543.00
Working Fund			
TRA	977,779.44	533,043.62	1,510,823.06
CDC			
NCAA			
Others (CDT, BTR Docs Stamp, etc.)			
Less: Notice of Transfer Allocation (NTA) Issued			
Total Disbursements Authorities Available	139,273,779.44	2,242,586.62	141,516,366.06
Less:			
Leaked NCA			
Disbursements	60,544,855.40	50,110,511.99	110,655,367.39
Balance of Disbursements Authorities as of to date	78,728,924.04	47,868,024.31	30,890,938.73
Total Disbursements Program	56,305,144.00	55,102,000.00	91,407,144.00
Less: Actual Disbursements	60,544,855.40	50,110,511.99	110,655,367.39
(Over)/Under spending-	(4,235,855.40)	(15,007,611.93)	(19,243,467.33)


Certified Correct:



Agency Chief Accountant

Date:

Approved By:



Head of Agency or Authorized Representative

Date:




**MONTHLY REPORT OF DISBURSEMENTS**  
For the month of January, 2018

Department: Department of Agriculture (DA)					Agency: Philippine Carabao Center										Operating Unit: N/A													
Organization Code (UACS): 0501.0000.0000					Fund Cluster: 01 - Regular Agency Fund										Report Status: SUBMITTED													
PARTICULARS	CURRENT YEAR BUDGET					PRIOR YEAR'S ACCOUNTS PAYABLE										SUB-TOTAL	TRUST LIABILITIES			GRAND TOTAL					REMARKS			
	PS	MOOE	Fin. Exp	CO	TOTAL	PS	MOOE	Fin. Exp	CO	Sub-Total	PS	MOOE	Fin. Exp	CO	Sub-Total		TOTAL	PS	MOOE	CO	TOTAL	PS	MOOE	Fin. Exp		CO	TOTAL	
	2	3	4	5	6=(2+3+4+5)	7	8	9	10	11=(7+8+9+10)	12	13	14	15	16=(12+13+14+15)		17=(11+16)	18=(6+17)	19	20	21	22=(19+20+21)	23	24		25	26	27=(23+24+25+26)
Notice of Cash Allocation (NCA)	12,942,598.03	39,959,330.36			52,901,928.43		6,245,147.53		400,000.00	6,645,147.53					6,645,147.53	59,547,075.96					12,942,598.03	46,204,477.91			400,000.00	59,547,075.96		
MDS Checks Issued	741,647.02	1,510,027.34			2,251,674.36		1,126,782.98			1,126,782.98					1,126,782.98	3,378,457.34					741,647.02	2,636,810.32				3,378,457.34		
Advice to Debit Account	12,200,951.03	38,449,303.04			50,650,254.07		2,118,364.55		400,000.00	2,518,364.55					2,518,364.55	56,168,618.62					12,200,951.03	43,567,687.39			400,000.00	56,168,618.62		
Notice of Transfer of Allocation (NTA)																												
MDS Checks Issued																												
Advice to Debit Account																												
Working Fund (NCA issued to BT)																												
Tax Remittance Advice Issued (TRA)							391,770.27	495,371.73	110,637.44	997,779.44					997,779.44	997,779.44					391,770.27	495,371.73		110,637.44	997,779.44			
Cash Disbursement Calling (CDC)																												
Non-Cash Availment Authority (NCAA)																												
Others (CDT, HTY Dues Stamp, etc.)																												

**Summary**


PARTICULARS	PREVIOUS REPORT	CURRENT MONTH	AS OF DATE
(1)	(2)	(3)	(4)
Total Disbursement Authorities Received			
NCA		138,296,000.00	138,296,000.00
Working Fund			
TRA		997,779.44	997,779.44
CDC			
NCAA			
Others (CDT, BTY Dues Stamp, etc.)			
Less: Notice of Transfer Allocations (NTA)* Issued			
Total Disbursements Authorities Available		139,293,779.44	139,293,779.44
Less:			
Lapsed NCA			
Disbursements		60,544,855.40	60,544,855.40
Balance of Disbursements Authorities as of date		78,748,924.04	78,748,924.04
Total Disbursements Program		56,303,000.00	56,303,000.00
Less: * Actual Disbursements		60,544,855.40	60,544,855.40
(Over)/Under spending		(4,239,855.40)	(4,239,855.40)

Certified Correct:

  
RIVERA, CHERRY PEARL  
Agency Chief Accountant

Date: 21/Feb/2018

Approved By:

  
ARNEL BARRIO, ARNEL  
Head of Agency or Authorized Representative  
Date: 21/Feb/2018


# MONTHLY REPORT OF DISBURSEMENTS

## For the month of JANUARY, 2018

Department: Department of Agriculture  
 Entity Name: Philippine Carabao Center  
 Operating Unit:  
 Organization Code (UACS): 05010000000  
 Funding Source Code (as clustered): 01101101, 01102101 & 01104102

PARTICULARS	CURRENT YEAR BUDGET					PRIOR YEAR'S BUDGET											SUB-TOTAL	TRUST LIABILITIES				GRAND TOTAL						
	PS	MOOE	Fin. Exp	CO	TOTAL	PRIOR YEAR'S ACCOUNTS PAYABLE					CURRENT YEAR'S ACCOUNTS PAYABLE							TOTAL	PS	MOOE	CO	TOTAL	PS	MOOE	Fin. Exp	CO	TOTAL	
						PS	MOOE	Fin. Exp	CO	Sub-Total	PS	MOOE	Fin. Exp	CO	Sub-Total	16=(12+13+14+15)												17=(11+16)
1	2	3	4	5	6=(2+3+4+5)	7	8	9	10	11=(7+8+9+10)	12	13	14	15	16	17	18	19	20	21	22	23	24	25	26	27		
<b>JANUARY</b>																												
Notice of Cash Allocation	12,942,598.05	39,959,330.38	-	-	52,901,928.43	-	6,245,147.53	-	400,000.00	6,645,147.53	-	-	-	-	-	6,645,147.53	59,547,075.96	-	-	-	-	12,942,598.05	46,204,477.91	-	400,000.00	59,547,075.96		
MDS Checks Issued	741,647.02	1,510,027.34	-	-	2,251,674.36	-	1,126,782.98	-	-	1,126,782.98	-	-	-	-	-	1,126,782.98	3,378,457.34	-	-	-	-	741,647.02	2,636,810.32	-	-	3,378,457.34		
Advice to Debit Account	12,200,951.03	38,449,303.04	-	-	50,650,254.07	-	5,118,364.55	-	400,000.00	5,518,364.55	-	-	-	-	-	5,518,364.55	56,168,618.62	-	-	-	-	12,200,951.03	43,567,667.59	-	400,000.00	56,168,618.62		
Working Fund (NCA issued to BTr)	-	-	-	-	-	-	-	-	-	-	-	-	-	-	-	-	-	-	-	-	-	-	-	-	-	-	-	
Tax Remittance Advices Issued	-	-	-	-	-	391,770.27	495,371.73	-	110,637.44	997,779.44	-	-	-	-	-	997,779.44	997,779.44	-	-	-	-	391,770.27	495,371.73	-	110,637.44	997,779.44		
Cash Disbursement Ceiling	-	-	-	-	-	-	-	-	-	-	-	-	-	-	-	-	-	-	-	-	-	-	-	-	-	-	-	
Non-Cash Availment Authority	-	-	-	-	-	-	-	-	-	-	-	-	-	-	-	-	-	-	-	-	-	-	-	-	-	-	-	
Others (CDT, Docs Stamp, etc.)	-	-	-	-	-	-	-	-	-	-	-	-	-	-	-	-	-	-	-	-	-	-	-	-	-	-	-	
<b>TOTAL</b>	<b>12,942,598.05</b>	<b>39,959,330.38</b>	<b>-</b>	<b>-</b>	<b>52,901,928.43</b>	<b>391,770.27</b>	<b>6,740,519.26</b>	<b>-</b>	<b>510,637.44</b>	<b>7,642,926.97</b>	<b>-</b>	<b>-</b>	<b>-</b>	<b>-</b>	<b>-</b>	<b>7,642,926.97</b>	<b>60,544,855.40</b>	<b>-</b>	<b>-</b>	<b>-</b>	<b>-</b>	<b>13,334,368.32</b>	<b>46,699,849.64</b>	<b>-</b>	<b>510,637.44</b>	<b>60,544,855.40</b>		
<b>FEBRUARY</b>																												
Notice of Cash Allocation	-	-	-	-	-	-	-	-	-	-	-	-	-	-	-	-	-	-	-	-	-	-	-	-	-	-	-	
MDS Checks Issued	-	-	-	-	-	-	-	-	-	-	-	-	-	-	-	-	-	-	-	-	-	-	-	-	-	-	-	
Advice to Debit Account	-	-	-	-	-	-	-	-	-	-	-	-	-	-	-	-	-	-	-	-	-	-	-	-	-	-	-	
Working Fund (NCA issued to BTr)	-	-	-	-	-	-	-	-	-	-	-	-	-	-	-	-	-	-	-	-	-	-	-	-	-	-	-	
Tax Remittance Advices Issued	-	-	-	-	-	-	-	-	-	-	-	-	-	-	-	-	-	-	-	-	-	-	-	-	-	-	-	
Cash Disbursement Ceiling	-	-	-	-	-	-	-	-	-	-	-	-	-	-	-	-	-	-	-	-	-	-	-	-	-	-	-	
Non-Cash Availment Authority	-	-	-	-	-	-	-	-	-	-	-	-	-	-	-	-	-	-	-	-	-	-	-	-	-	-	-	
Others (CDT, Docs Stamp, etc.)	-	-	-	-	-	-	-	-	-	-	-	-	-	-	-	-	-	-	-	-	-	-	-	-	-	-	-	
<b>TOTAL</b>	<b>-</b>	<b>-</b>	<b>-</b>	<b>-</b>	<b>-</b>	<b>-</b>	<b>-</b>	<b>-</b>	<b>-</b>	<b>-</b>	<b>-</b>	<b>-</b>	<b>-</b>	<b>-</b>	<b>-</b>	<b>-</b>	<b>-</b>	<b>-</b>	<b>-</b>	<b>-</b>	<b>-</b>	<b>-</b>	<b>-</b>	<b>-</b>	<b>-</b>	<b>-</b>	<b>-</b>	
<b>MARCH</b>																												
Notice of Cash Allocation	-	-	-	-	-	-	-	-	-	-	-	-	-	-	-	-	-	-	-	-	-	-	-	-	-	-	-	
MDS Checks Issued	-	-	-	-	-	-	-	-	-	-	-	-	-	-	-	-	-	-	-	-	-	-	-	-	-	-	-	
Advice to Debit Account	-	-	-	-	-	-	-	-	-	-	-	-	-	-	-	-	-	-	-	-	-	-	-	-	-	-	-	
Working Fund (NCA issued to BTr)	-	-	-	-	-	-	-	-	-	-	-	-	-	-	-	-	-	-	-	-	-	-	-	-	-	-	-	
Tax Remittance Advices Issued	-	-	-	-	-	-	-	-	-	-	-	-	-	-	-	-	-	-	-	-	-	-	-	-	-	-	-	
Cash Disbursement Ceiling	-	-	-	-	-	-	-	-	-	-	-	-	-	-	-	-	-	-	-	-	-	-	-	-	-	-	-	
Non-Cash Availment Authority	-	-	-	-	-	-	-	-	-	-	-	-	-	-	-	-	-	-	-	-	-	-	-	-	-	-	-	
Others (CDT, Docs Stamp, etc.)	-	-	-	-	-	-	-	-	-	-	-	-	-	-	-	-	-	-	-	-	-	-	-	-	-	-	-	
<b>TOTAL</b>	<b>-</b>	<b>-</b>	<b>-</b>	<b>-</b>	<b>-</b>	<b>-</b>	<b>-</b>	<b>-</b>	<b>-</b>	<b>-</b>	<b>-</b>	<b>-</b>	<b>-</b>	<b>-</b>	<b>-</b>	<b>-</b>	<b>-</b>	<b>-</b>	<b>-</b>	<b>-</b>	<b>-</b>	<b>-</b>	<b>-</b>	<b>-</b>	<b>-</b>	<b>-</b>	<b>-</b>	
<b>1ST QUARTER</b>																												
Notice of Cash Allocation	12,942,598.05	39,959,330.38	-	-	52,901,928.43	-	6,245,147.53	-	400,000.00	6,645,147.53	-	-	-	-	-	6,645,147.53	59,547,075.96	-	-	-	-	12,942,598.05	46,204,477.91	-	400,000.00	59,547,075.96		
MDS Checks Issued	741,647.02	1,510,027.34	-	-	2,251,674.36	-	1,126,782.98	-	-	1,126,782.98	-	-	-	-	-	1,126,782.98	3,378,457.34	-	-	-	-	741,647.02	2,636,810.32	-	-	3,378,457.34		
Advice to Debit Account	12,200,951.03	38,449,303.04	-	-	50,650,254.07	-	5,118,364.55	-	400,000.00	5,518,364.55	-	-	-	-	-	5,518,364.55	56,168,618.62	-	-	-	-	12,200,951.03	43,567,667.59	-	400,000.00	56,168,618.62		
Working Fund (NCA issued to BTr)	-	-	-	-	-	-	-	-	-	-	-	-	-	-	-	-	-	-	-	-	-	-	-	-	-	-	-	
Tax Remittance Advices Issued	-	-	-	-	-	391,770.27	495,371.73	-	110,637.44	997,779.44	-	-	-	-	-	997,779.44	997,779.44	-	-	-	-	391,770.27	495,371.73	-	110,637.44	997,779.44		
Cash Disbursement Ceiling	-	-	-	-	-	-	-	-	-	-	-	-	-	-	-	-	-	-	-	-	-	-	-	-	-	-	-	
Non-Cash Availment Authority	-	-	-	-	-	-	-	-	-	-	-	-	-	-	-	-	-	-	-	-	-	-	-	-	-	-	-	
Others (CDT, Docs Stamp, etc.)	-	-	-	-	-	-	-	-	-	-	-	-	-	-	-	-	-	-	-	-	-	-	-	-	-	-	-	
<b>TOTAL</b>	<b>12,942,598.05</b>	<b>39,959,330.38</b>	<b>-</b>	<b>-</b>	<b>52,901,928.43</b>	<b>391,770.27</b>	<b>6,740,519.26</b>	<b>-</b>	<b>510,637.44</b>	<b>7,642,926.97</b>	<b>-</b>	<b>-</b>	<b>-</b>	<b>-</b>	<b>-</b>	<b>7,642,926.97</b>	<b>60,544,855.40</b>	<b>-</b>	<b>-</b>	<b>-</b>	<b>-</b>	<b>13,334,368.32</b>	<b>46,699,849.64</b>	<b>-</b>	<b>510,637.44</b>	<b>60,544,855.40</b>		

SUMMARY:			Previous Report			This month (January)			As of Jan. 31, 2018			Previous Report			This month (January)			As of Jan. 31, 2018		
Total Disbursement Authorities Received																				
NCA																				
Working Fund																				
TRA																				
CDC																				
NCAA																				
Others (CDT, BTr Docs Stamp, etc.)																				
Less: Notice of Transfer Allocations (NTA)* issued																				
Total Disbursements Authorities Available																				
Less: Lapsed NCA																				
Disbursements *																				
Balance of Disbursements Authorities as of to date																				
Notes: The use of NTA is discouraged																				
* Amounts should tally																				

Certified Correct:  
  
 CHERRY PEARL E. RIVERA  
 Accountant II  
 Date: \_\_\_\_\_

Approved By:  
  
 ARNEL N. DEL BARRIO  
 Acting Executive Director  
 Date: \_\_\_\_\_